

IHI IC 35 Parts Catalog

Silverhorn.CO.UK

USE OF THE PARTS CATALOG

1. Preface

Illustrations and diagrams shown in the parts catalog are shown to the extent necessary to identify the part, but are not meant to serve as a detailed representation of the part. To order parts, refer to the itemization given below, then place your order with the servicing plant designated by IHI.

2. How to Read the Parts Catalog

- (a) An index and table of contents list each item separately. Please refer to the necessary sections.
- (b) Meanings of symbols preceding the parts number
 - × Part cannot be supplied.
 - ☆ Supplied as a separate part.
Part number is indicated in the remarks column.
 - △ Special order parts, which are manufactured after the order is received.
 - # Detailed diagram provided separately. Sheet number indicated in the remarks column.
- (c) An asterish preceding the part name indicates a compositional part required in part assembly. All subsequent multiple asterisks indicate parts that are structurally required for the assembly of the preceding part.
- (d) The quantity, in principle, indicates the number of parts required for one unit of machinery, For parts requiring assembly, the number of parts required to assembly one set is given.
- (e) Interchangeability of parts is shown as follows:
 - 0750 729 UA Change from part shown at the top to part shown below.
 - 0750 744 UA ○ The new part is interchangeable with the old.
 - 0750 659 UA Change from part shown at the top to part shown below.
 - 0750 669 UA × The new part is not interchangeable with the old.
- (f) Suitability for various machinery
 - 26127 ~ Part used in equipment numbered 26127 and equipment subsequently numbered.
 - 26127 ~ 26169 Part used in equipment numbered 26127 through 26169.
- (g) Notes and meanings of abbreviations

Sh. No.	Sheet No.	I.D.	Inside diameter
L	Length	O.D.	Outside diameter
t	Thickness	P	Pitch
W/	With	AR	As required (numberrequired)
W/O	Without		

3. Engine part orders: Please order from your local sales distributor or engine manufacturer, using their catalog.

4. When placing an order for parts, please check that you have clearly specified the following: (1) machinery name, (2) machinery number, (3) parts number, (4) parts name and (5) quantity of parts you are ordering.

5. With regard to improvements to equipment, such modifications may be made without notice.

TABLE OF CONTENTS

LOWER MACHINE

1-1_LOWER MACHINE ASS'Y.....	1
1-2_LOWER ROLLER ASS'Y.....	3
1-3_UPPER ROLLER ASS'Y.....	5
1-4_CRAWLER SHOE ADJ. DEVICE.....	7
1-5_IDLER SHAFT ASS'Y.....	9

CAB & RELATED PARTS

2-1_UPPER FRAME ASS'Y.....	11
2-2_COVER & BACK MIRROR ASS'Y.....	13
2-3_NOISE ABSORBENT ASS'Y.....	17
2-4_OPERATOR SEAT ASS'Y.....	19
2-5_CANOPY ASS'Y (OPTION).....	21
2-5A_CANOPY ASS'Y (ROPS, OPTION).....	23
2-6_NAME PLATE ASS'Y.....	25
2-6[A]_NAME PLATE ASS'Y (FOR ENGLISH).....	29
2-6[B]_NAME PLATE ASS'Y (FOR ITALIAN).....	33
2-6[C]_NAME PLATE ASS'Y (FOR DUTCH).....	37

DUMP BODY

3-1_DUMP BODY ASS'Y.....	41
3-2_REFLECTOR ASS'Y.....	45

HYDRAULIC PIPING

4-1_RETURN & SUCTION PIPING ASS'Y.....	47
4-2_TRACTION PIPING ASS'Y.....	51
4-3_PUMP DISCHARGE & DUMP PIPING ASS'Y.....	53

HYDRAULIC INSTRUMENT

5-1_TRACTION MOTOR ASS'Y.....	55
5-2_OIL PUMP ASS'Y.....	59
5-3_CONTROL VALVE ASS'Y.....	63
5-4_DUMP CYLINDER ASS'Y.....	65
5-5_HYDRAULIC OIL TANK ASS'Y.....	67
5-6_SOLENOID VALVE ASS'Y.....	69

OPERATING CONTROLS

6-1_TRACTION LEVER ASS'Y.....	71
6-2_DUMP LEVER ASS'Y.....	75
6-3_ENGINE CONTROL ASS'Y.....	77

POWER UNIT

7-1_ENGINE & ACCESSORIES ASS'Y.....	79
7-2_AIR CLEANER & MUFFLER ASS'Y.....	83
7-3_OIL PUMP DRIVE DEVICE.....	85
7-4_FUEL TANK & PIPING ASS'Y.....	87

ELECTRIC SYSTEM

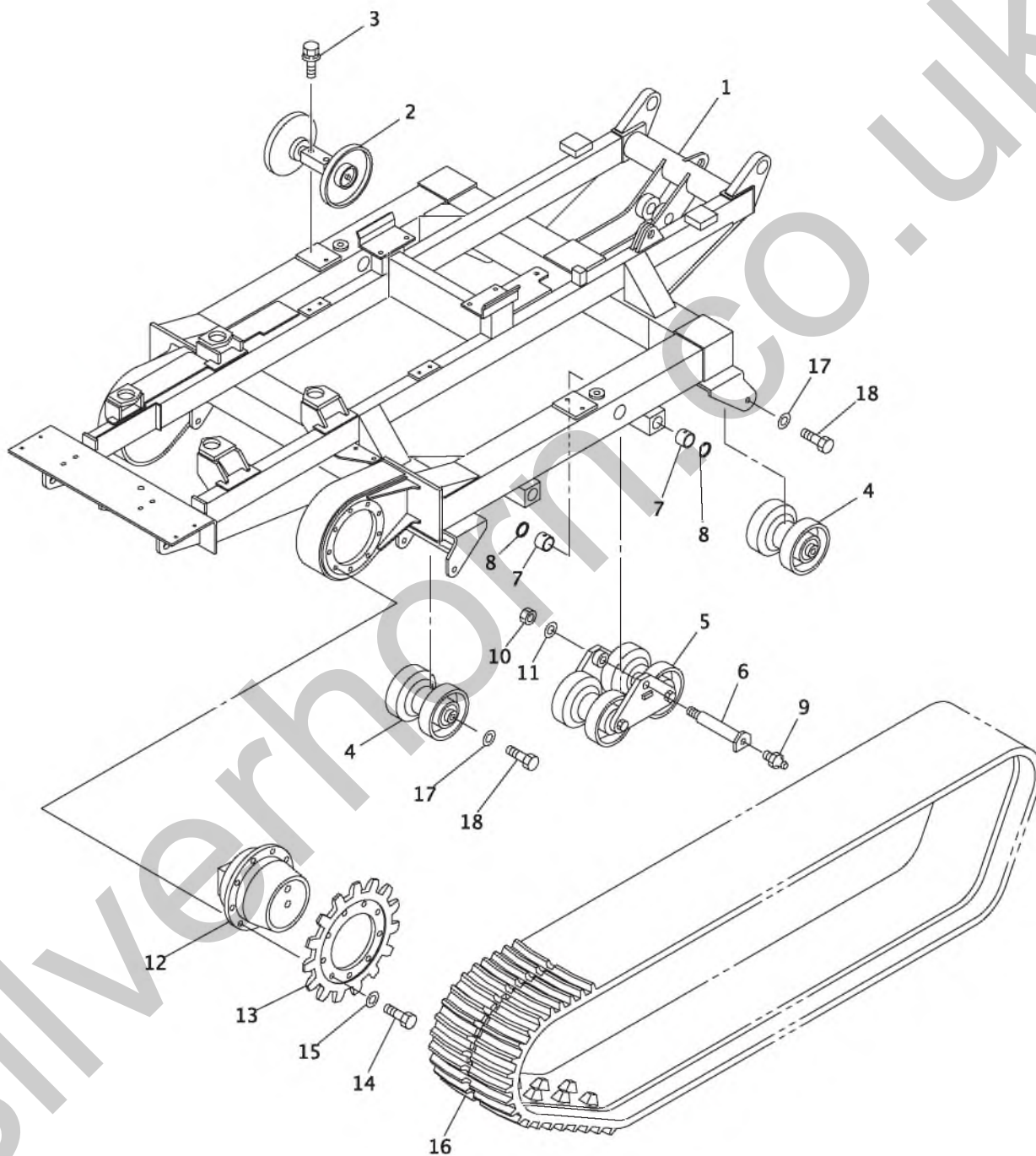
8-1_ELECTRIC SYSTEM.....	91
8-2_INSTRUMENT PANEL ASS'Y.....	93
8-3_TRACTION WARNING DEVICE (OPTION).....	95

TOOLS & ACCESSORIES

9-1_TOOLS & ACCESSORIES.....	97
------------------------------	----

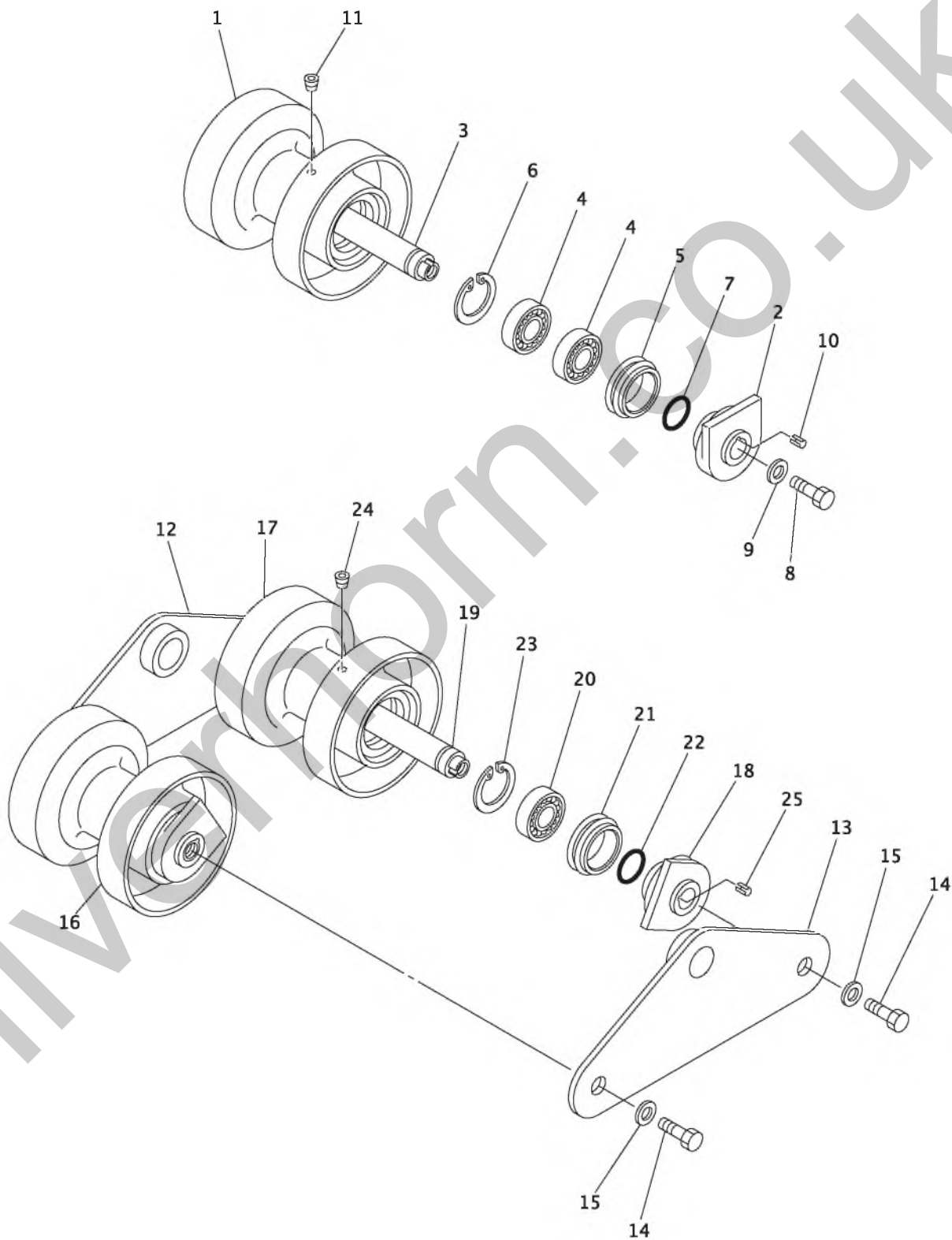
[Memo]

Silverhorn.CO.UK



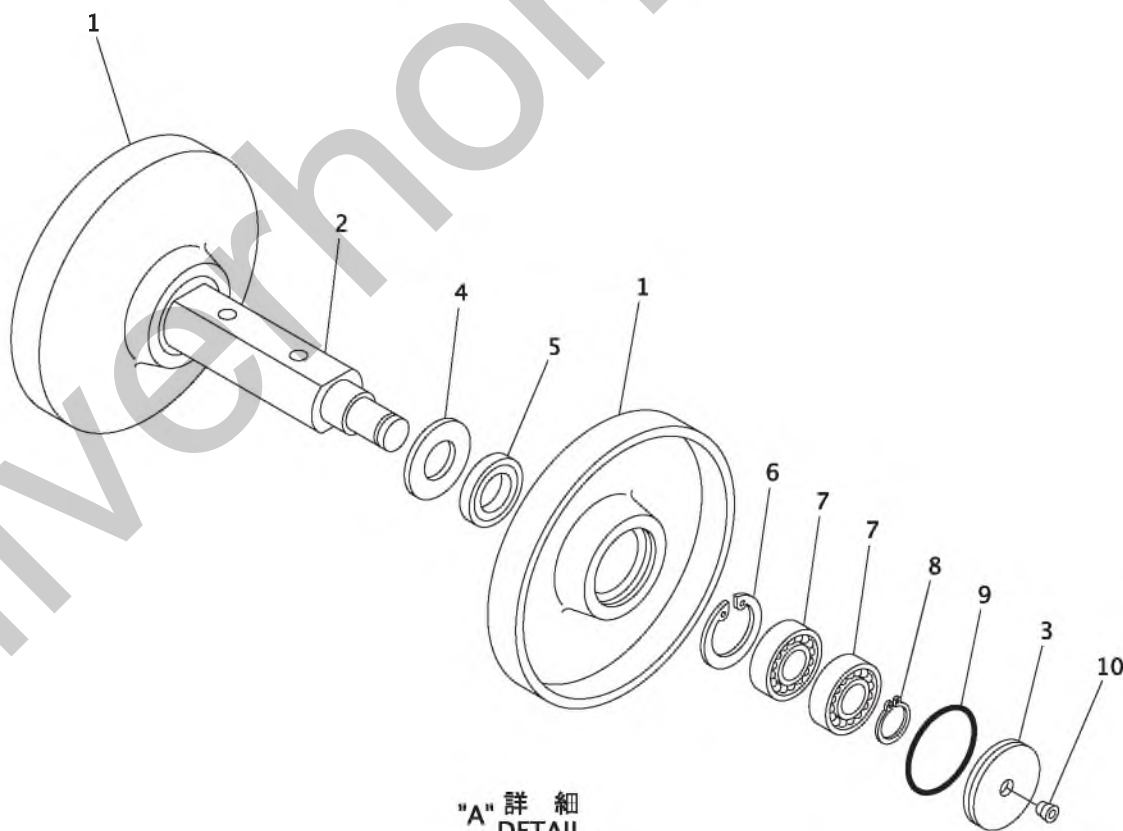
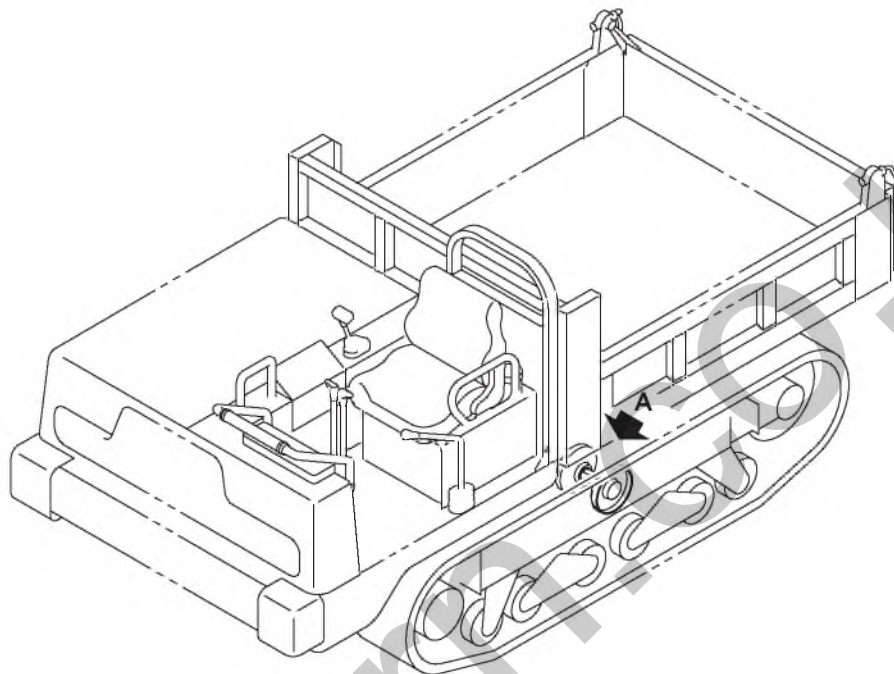
08-I033-010100-0

KEY No.	SU P.	PART No.	DESCRIPTION	Q'TY	CHAN	SERIAL No.	REMARKS
0	×	F300 761 00	Frame Ass'y, Lower	1		CJ000001- CJ000098	
0	×	F300 827 00	Frame Ass'y, Lower	1		CJ000099-	
0-1	×	F300 230 00	Roller Ass'y, Upper	1		CJ000001-	
0-2	×	F300 222 00	Roller Ass'y, Lower	1		CJ000001-	
0-3	×	F307 075 00	Traction Drive Device	1		CJ000001-	
0-4	×	5300 998 00	Shoe Ass'y, Crawler	1		CJ000001-	
1	△	D200 167 00	*Frame, Lower	1		CJ000001- CJ000098	
1	△	D200 177 00	*Frame, Lower	1	×	CJ000099-	
2	#	5300 969 00	*Roller Ass'y, Upper	2		CJ000001-	Sh. No. 1-3
3		0518 100 50	*Bolt, Treatment (W/L.W, F.W)	4		CJ000001-	M10X50 P=1.25
4	#	F300 215 00	*Roller Ass'y, Lower	4		CJ000001-	Sh. No. 1-2
5	#	F300 217 00	*Roller Ass'y, Lower	4		CJ000001-	Sh. No. 1-2
6		D013 062 00	*Pin, Head	4		CJ000001-	
7		4043 298 02	*Bushing	8		CJ000001-	
8		0765 033 33	*Seal, Dust	8		CJ000001-	
9		0728 111 15	*Nipple, Grease	4		CJ000001-	PT1/8
10		0584 200 00	*Nut, Treatment	4		CJ000001-	M20 P=1.5
11		0595 200 00	*Washer, Treatment	4		CJ000001-	M20
12	#	0781 133 UA	*Motor Ass'y, Traction	2		CJ000001-	Sh. No. 5-1
13		4234 553 00	*Sprocket, Drive	2		CJ000001-	
14		0555 140 35	*Bolt, Treatment	36		CJ000001-	M14X35
15		0595 140 00	*Washer, Treatment	36		CJ000001-	M14
16		0653 711 UA	*Shoe, Rubber Crawler	2		CJ000001-	
17		0595 160 00	*Washer, Treatment	8		CJ000001-	M16
18		0555 160 35	*Bolt, Treatment	8		CJ000001-	M16X35



08-I033-010200-0

KEY No.	SU P.	PART No.	DESCRIPTION	Q'TY	CHAN	SERIAL No.	REMARKS
0		F300 215 00	Roller Ass'y, Lower	4		CJ000001-	
0-1	×	F300 217 00	Roller Ass'y, Lower	4		CJ000001-	
1		D031 032 00	*Roller, Guide	1		CJ000001-	
2		D042 013 00	*Collar	2		CJ000001-	
3		D222 012 00	*Shaft	1		CJ000001-	
4		0630 620 60	*Bearing	4		CJ000001-	
5		0763 014 60	*Seal, Floating	2		CJ000001-	
6		0493 500 62	*Ring, Snap	2		CJ000001-	d=62
7		0760 715 25	*Ring, O	2		CJ000001-	G25-90B
8		0555 160 35	*Bolt, Treatment	2		CJ000001-	M16X35
9		0595 160 00	*Washer, Treatment	2		CJ000001-	M16
10		0494 608 12	*Pin, Spring	2		CJ000001-	d=5X12
11		0710 201 01	*Plug	1		CJ000001-	ST-PA-1/8
12		4403 291 00	*Plate, Link	1		CJ000001-	
13		4403 290 00	*Plate, Link	1		CJ000001-	
14		0555 160 30	*Bolt, Treatment	4		CJ000001-	M16X30
15		0595 160 00	*Washer, Treatment	4		CJ000001-	M16
16		F300 216 00	*Roller Ass'y, Lower	2		CJ000001-	
17		D031 032 00	**Roller, Guide	1		CJ000001-	
18		D042 013 00	**Collar	2		CJ000001-	
19		D222 012 00	**Shaft	1		CJ000001-	
20		0630 620 60	**Bearing	2		CJ000001-	
21		0763 014 60	**Seal, Floating	2		CJ000001-	
22		0760 715 25	**Ring, O	2		CJ000001-	G25-90B
23		0493 500 62	**Ring, Snap	2		CJ000001-	d=62
24		0710 201 01	**Plug	1		CJ000001-	ST-PA-1/8
25		0494 608 12	**Pin, Spring	2		CJ000001-	d=5X12

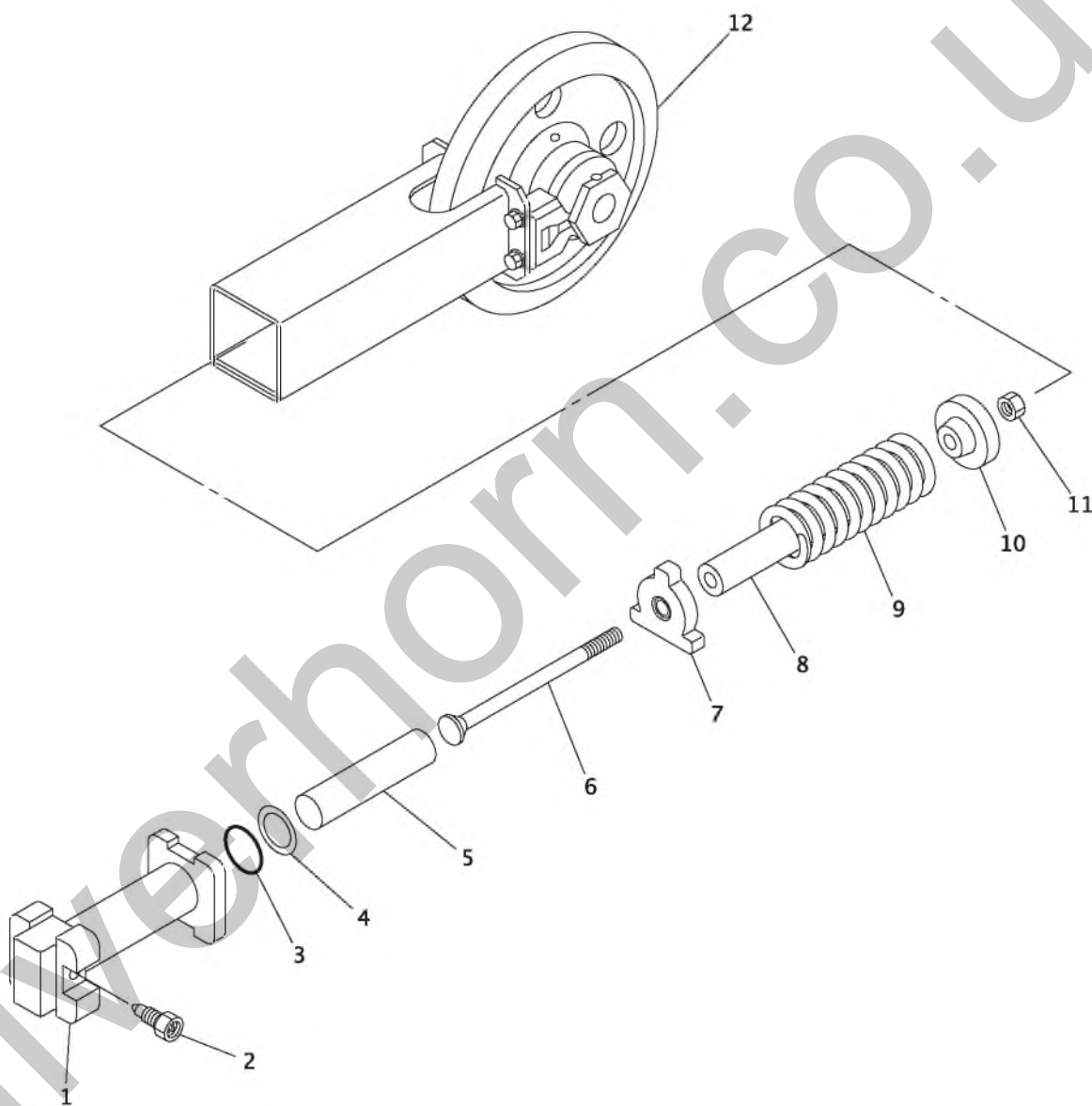


"A" 詳細
DETAIL

08-I033-010300-0

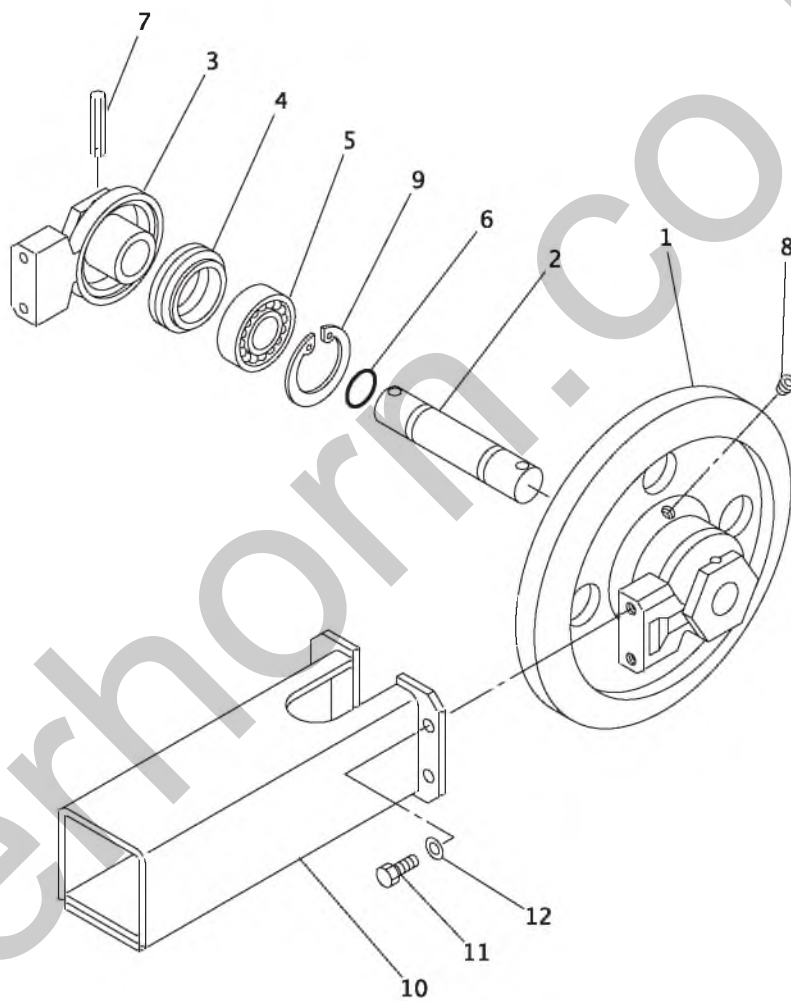
KEY No.	SU P.	PART No.	DESCRIPTION	Q'TY	CHAN	SERIAL No.	REMARKS
0		5300 969 00	Roller Ass'y, Upper	2		CJ000001-	
1		4031 337 00	*Roller, Guide	2		CJ000001-	
2		4220 692 00	*Shaft	1		CJ000001-	
3		4459 999 00	*Cover	2		CJ000001-	
4		4006 513 00	*Washer, Flat	2		CJ000001-	
5		0761 732 51	*Seal	2		CJ000001-	
6		0493 500 52	*Ring, Snap	2		CJ000001-	d=52
7		0630 620 50	*Bearing	4		CJ000001-	
8		0493 510 25	*Ring, Snap	2		CJ000001-	d=25
9		0760 715 60	*Ring, O	2		CJ000001-	G60-90B
10		0710 201 01	*Plug	2		CJ000001-	ST-PA-1/8

Silverhorn.CO.



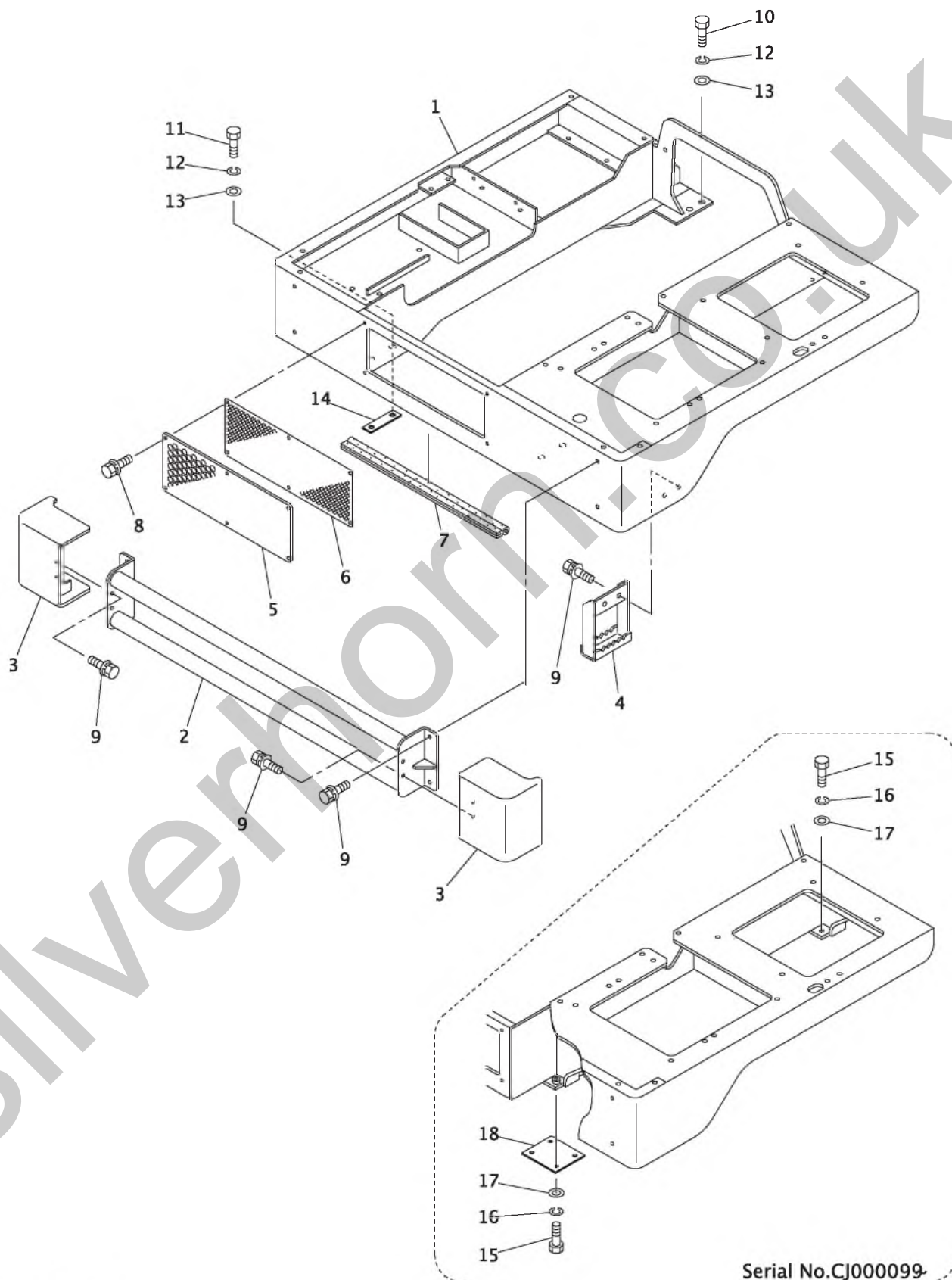
08-I033-010400-0

KEY No.	SU P.	PART No.	DESCRIPTION	Q'TY	CHAN	SERIAL No.	REMARKS
0		F300 214 00	Cylinder Ass'y, Grease	2		CJ000001-	
0-1		F300 212 00	Unit Ass'y, Spring	2		CJ000001-	
1		D514 009 00	*Cylinder, Grease	1		CJ000001-	
2		0753 265 UA	*Valve, Check	1		CJ000001-	
3		0760 710 42	*Ring, O	1		CJ000001-	P40-90B
4		0762 120 42	*Ring, Back-up	1		CJ000001-	P40-T2
5		D515 002 00	*Piston	1		CJ000001-	
6		4004 161 00	*Bolt, Adjust	1		CJ000001-	
7		D485 008 00	*Retainer, Spring	1		CJ000001-	
8		4040 859 01	*Spacer	1		CJ000001-	
9		4170 177 00	*Spring	1		CJ000001-	
10		4485 513 00	*Retainer, Spring	1		CJ000001-	
11		0580 160 00	*Nut, Hex.	1		CJ000001-	M16
12	#	F300 209 00	*Shaft Ass'y, Idler	1		CJ000001-	Sh.No. 1-5



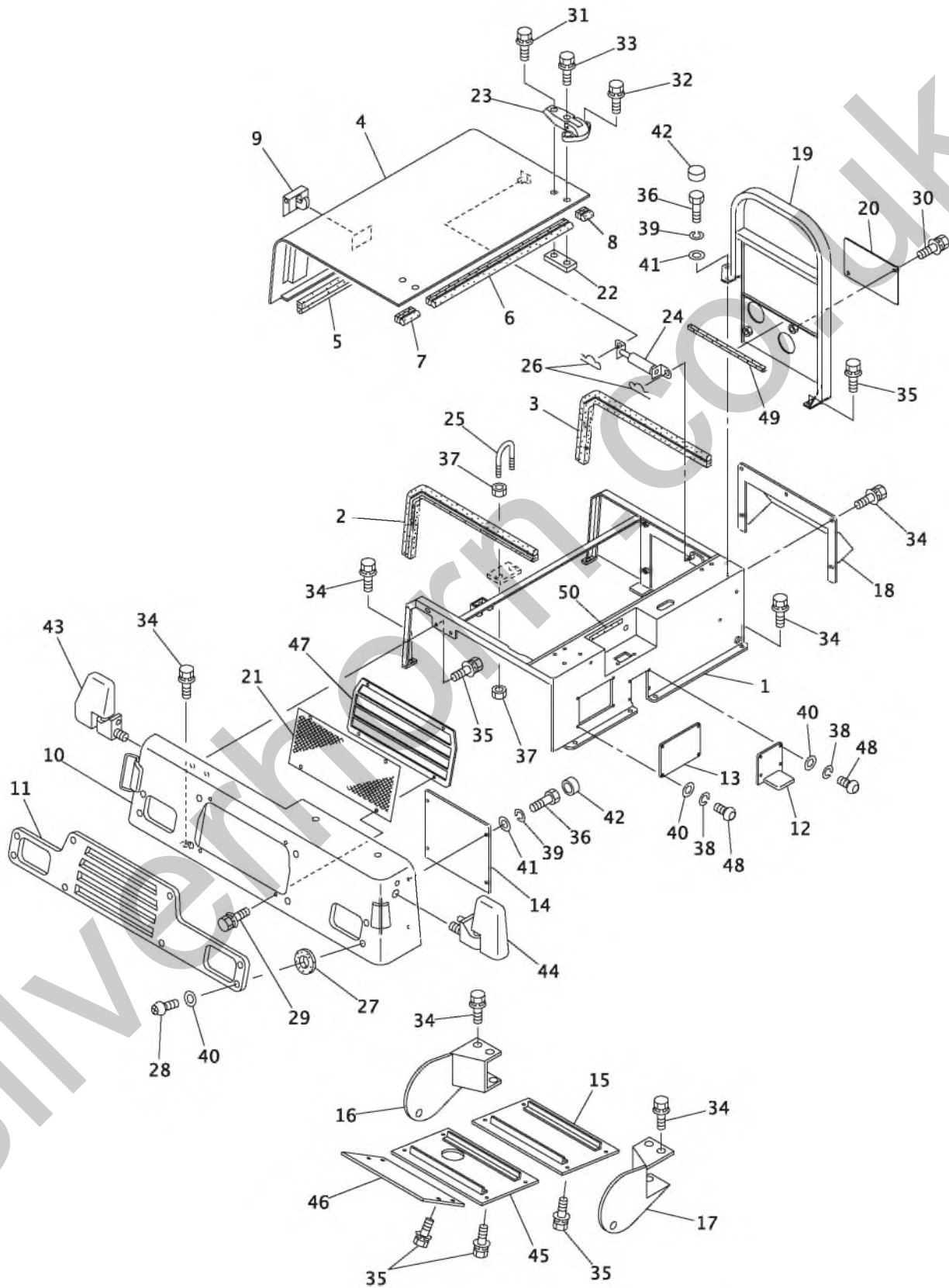
08-IC35-010500-1-0

KEY No.	SU P.	PART No.	DESCRIPTION	Q'TY	CHAN	SERIAL No.	REMARKS
0		F300 209 01	Shaft Ass'y, Idler (L.H.)	1		CJ000001-	
0-1		F300 209 02	Shaft Ass'y, Idler (R.H.)	1		CJ000001-	
1		4236 561 00	*Idler	1		CJ000001-	
2		4012 480 00	*Pin	1		CJ000001-	
3		4420 723 00	*Block, Bearing	2		CJ000001-	
4		0763 014 67	*Seal, Floating	2		CJ000001-	
5		0630 630 70	*Bearing	2		CJ000001-	#6307
6		0760 710 32	*Ring, O	2		CJ000001-	P30-90B
7		0494 651 75	*Pin, Spring	2		CJ000001-	d=10X75
8		0710 201 01	*Plug	1		CJ000001-	39821
9		0493 500 80	*Ring, Snap	2		CJ000001-	d=80
10		D413 817 00	*Bracket, Slide	1		CJ000001-	
11		0514 100 30	*Bolt, Treatment	4		CJ000001-	M10X30 P=1.25
12		0595 100 00	*Washer, Treatment	4		CJ000001-	M10



08-IC35-020100-1-1

KEY No.	SU P.	PART No.	DESCRIPTION	Q'TY	CHAN	SERIAL No.	REMARKS
0	×	F311 167 00	Upper Frame Ass'y	1		CJ000001- CJ000098	
0	×	F311 265 00	Upper Frame Ass'y	1		CJ000099-	
1		D206 488 00	*Frame	1		CJ000001- CJ000098	
1		D206 609 00	*Frame	1	×	CJ000099-	
2		D470 377 00	*Guard	1		CJ000001-	
3		4471 119 00	*Guard	2		CJ000001-	
4		D473 149 00	*Step	1		CJ000001-	
5		D456 864 00	*Cover	1		CJ000001-	
6		0668 400 12	*Net	1		CJ000001-	
7		4550 718 00	*Seal	1		CJ000001-	L=760
8		0517 060 16	*Bolt, Treatment (W/L.W, F.W)	6		CJ000001-	M6X16
9		0518 100 20	*Bolt, Treatment (W/L.W, F.W)	8		CJ000001-	M10X20 P=1.25
10		0514 120 20	*Bolt, Treatment	4		CJ000001- CJ000098	M12X20 P=1.25
10		0514 120 20	*Bolt, Treatment	2		CJ000099-	M12X20 P=1.25
11		0514 120 35	*Bolt, Treatment	4		CJ000001- CJ000098	M12X35 P=1.25
11		0514 120 35	*Bolt, Treatment	2		CJ000099-	M12X35 P=1.25
12		0590 120 00	*Washer, Lock	8		CJ000001- CJ000098	M12
12		0590 120 00	*Washer, Lock	4		CJ000099-	M12
13		0595 120 00	*Washer, Treatment	8		CJ000001- CJ000098	M12
13		0595 120 00	*Washer, Treatment	4		CJ000099-	M12
14		D007 150 02	*Shim	AR		CJ000001-	t=3.0
15		0558 160 55	*Bolt, Treatment	8		CJ000099-	M16X55 P=1.5
16		0590 160 00	*Washer, Lock	8		CJ000099-	M16
17		0595 160 00	*Washer, Treatment	8		CJ000099-	M16
18		D007 195 01	*Shim	AR		CJ000099-	t=3.0



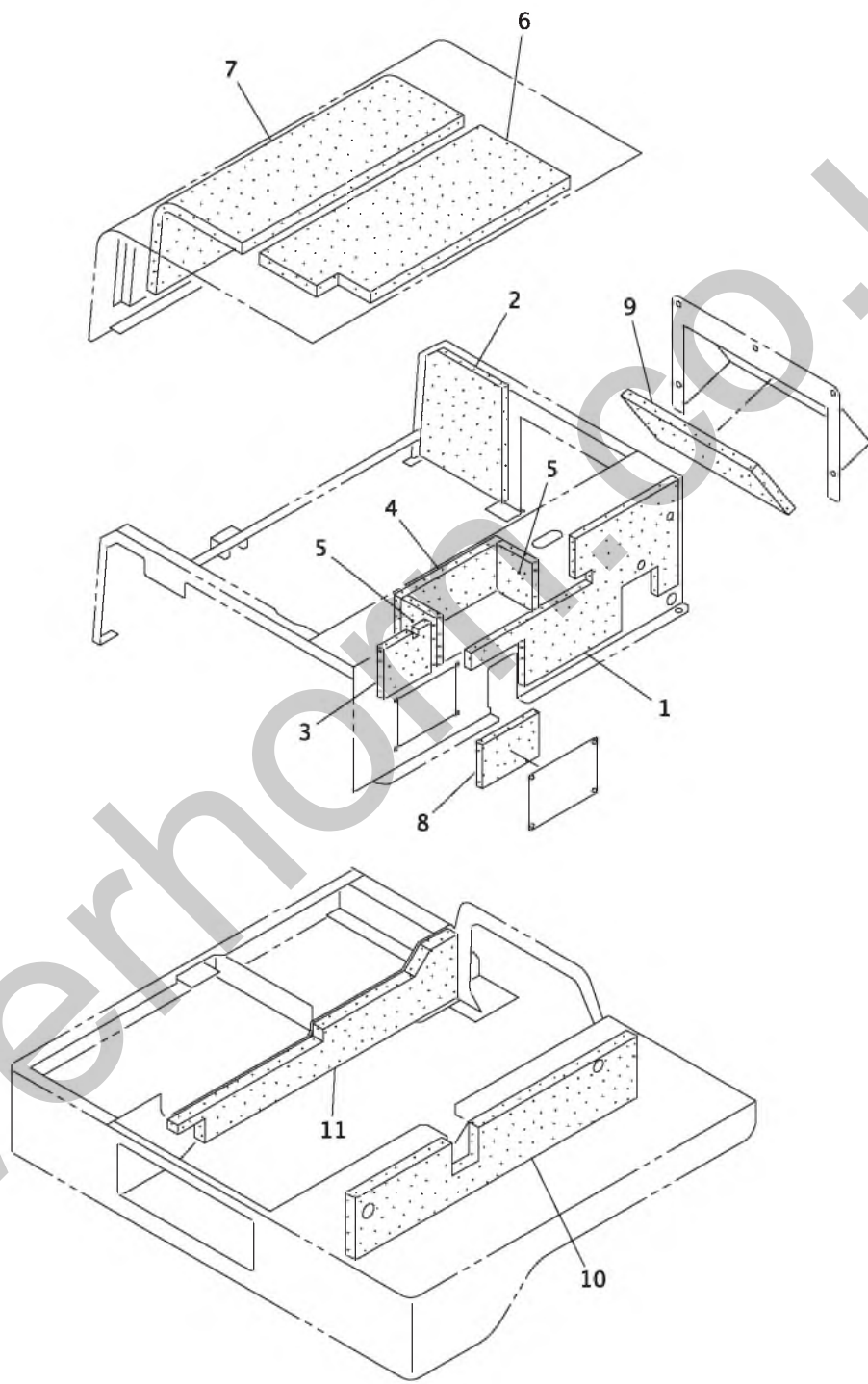
08-IC35-020200-1-0

KEY No.	SU P.	PART No.	DESCRIPTION	Q'TY	CHAN	SERIAL No.	REMARKS
0	×	F354 025 00	Cover Ass'y	1		CJ000001- CJ000098	
0	×	F354 664 00	Cover Ass'y	1		CJ000099-	
0-1	×	F353 995 00	Cover Ass'y	1		CJ000001- CJ000098	
0-1	×	F354 666 00	Cover Ass'y	1		CJ000099-	
0-2	×	F354 032 00	Mirror Ass'y, Back	1		CJ000001-	
1		D206 490 00	*Frame	1		CJ000001- CJ000026	
1		D206 597 00	*Frame	1	×	CJ000027- CJ000098	
1		D206 651 00	*Frame	1	×	CJ000099-	
2		4550 726 00	*Seal	1		CJ000001-	L=1110
3		4550 726 00	*Seal	1		CJ000001-	L=1100
4		D456 760 00	*Cover, Engine	1		CJ000001-	
5		4550 726 00	*Seal	1		CJ000001-	L=1000
6		4550 726 00	*Seal	1		CJ000001-	L=850
7		4550 726 00	*Seal	1		CJ000001-	L=95
8		4550 726 00	*Seal	1		CJ000001-	L=35
9		0690 220 37	*Lock Ass'y	1		CJ000001-	
10		D456 761 00	*Cover	1		CJ000001-	
11		4458 687 00	*Cover	1		CJ000001-	
12		D456 762 00	*Cover	1		CJ000001-	
13		D456 763 00	*Cover	1		CJ000001-	
14		D456 764 00	*Cover	1		CJ000001-	
15		D456 873 00	*Cover	1		CJ000001-	
16		D456 875 00	*Cover (R.H.)	1		CJ000001-	
17		D456 876 00	*Cover (L.H.)	1		CJ000001-	
18		D456 766 00	*Cover	1		CJ000001-	
19		D470 378 00	*Guard	1		CJ000001- CJ000098	
19		D470 546 00	*Guard	1	○	CJ000099-	
20		D456 717 00	*Cover	1		CJ000001-	
21		0668 400 13	*Net	1		CJ000001-	
22		D400 273 00	*Plate	2		CJ000001-	
23		0690 016 05	*Hinge	2		CJ000001-	
24		0652 250 UA	*Damper, Stay	1		CJ000001-	
25		4003 154 00	*Bolt, U	1		CJ000001-	
26		4016 030 04	*Pin, Snap	2		CJ000001-	
27		4006 511 00	*Washer, Rubber	8		CJ000001-	
28		0533 060 16	*Screw, Pan Head	8		CJ000001-	M6X16
29		0517 060 16	*Bolt, Treatment (W/L.W, F.W)	4		CJ000001-	M6X16
30		0517 080 20	*Bolt, Treatment (W/L.W, F.W)	2		CJ000001-	M8X20
31		0517 080 30	*Bolt, Treatment (W/L.W, F.W)	2		CJ000001-	M8X30
32		0517 080 35	*Bolt, Treatment (W/L.W, F.W)	4		CJ000001-	M8X35
33		0517 080 40	*Bolt, Treatment (W/L.W, F.W)	2		CJ000001-	M8X40

KEY No.	SU P.	PART No.	DESCRIPTION	Q'TY	CHAN	SERIAL No.	REMARKS
34		0518 100 20	*Bolt, Treatment (W/L.W, F.W)	22		CJ000001-	M10X20 P=1.25
35		0518 100 25	*Bolt, Treatment (W/L.W, F.W)	16		CJ000001-	M10X25 P=1.25
36		0558 100 25	*Bolt, Treatment	6		CJ000001-	M10X25 P=1.25
37		0544 080 00	*Nut, Hex.	4		CJ000001-	M8
38		0596 060 00	*Washer, Lock	8		CJ000001-	M6
39		0590 100 00	*Washer, Lock	6		CJ000001-	M10
40		0594 060 00	*Washer, Flat	16		CJ000001-	M6
41		0593 100 00	*Washer, Flat	6		CJ000001-	M10
42		0690 202 59	*Cap	6		CJ000001-	
43		0699 901 01	*Mirror, Back (R.H.)	1		CJ000001-	
44		0699 901 02	*Mirror, Back (L.H.)	1		CJ000001-	
45		D456 874 00	*Cover	1		CJ000001-	
46		D456 877 00	*Cover	1		CJ000001-	
47		D416 501 00	*Bracket	1		CJ000001-	
48		4004 364 01	*Bolt, Button Head	8		CJ000001-	M6X15
49		4550 726 00	*Seal	1		CJ000001-	L=500
50		4409 795 04	*Plate, Rubber	1		CJ000001-	

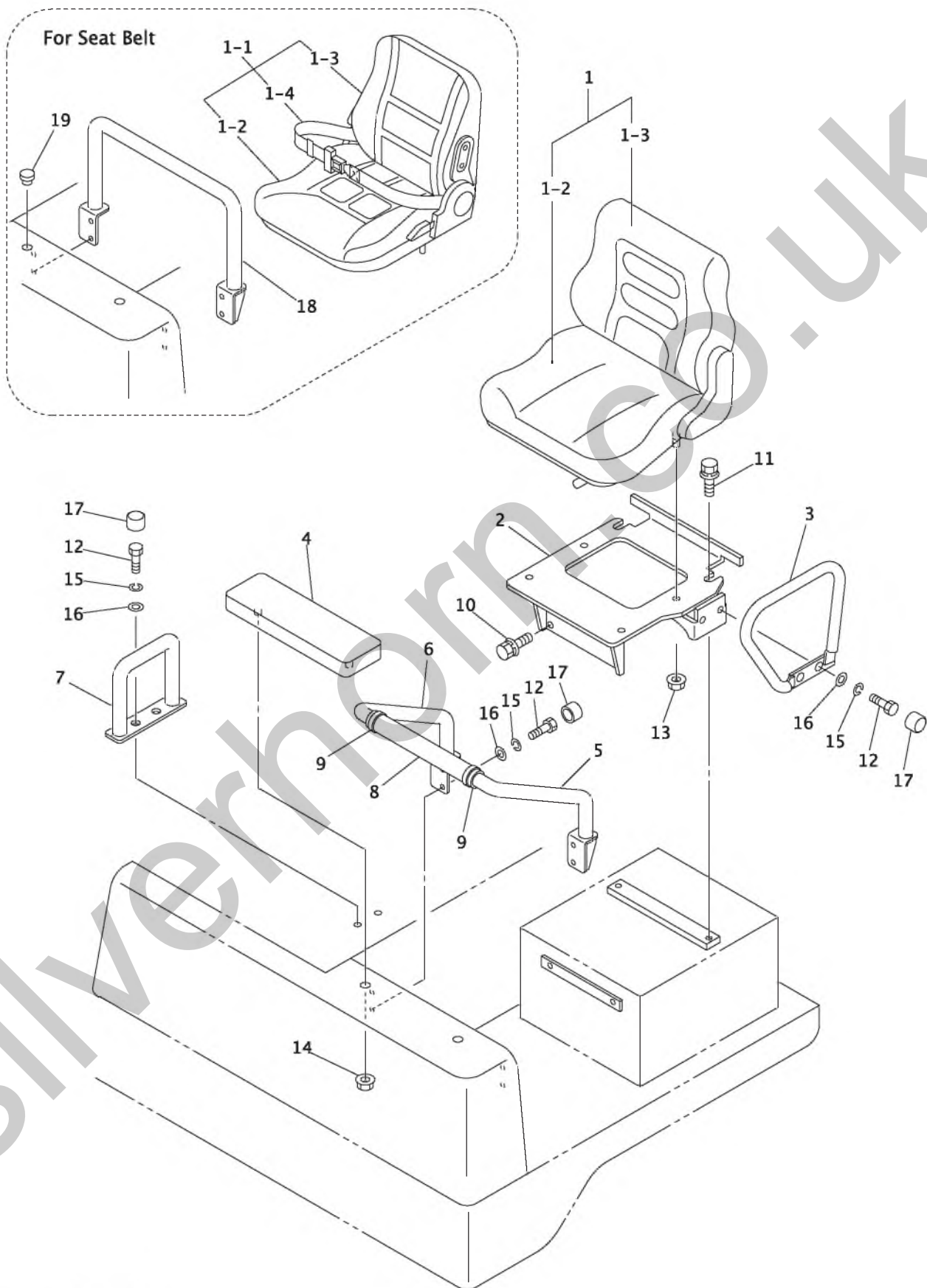
[Memo]

Silverhorn.CO.UK



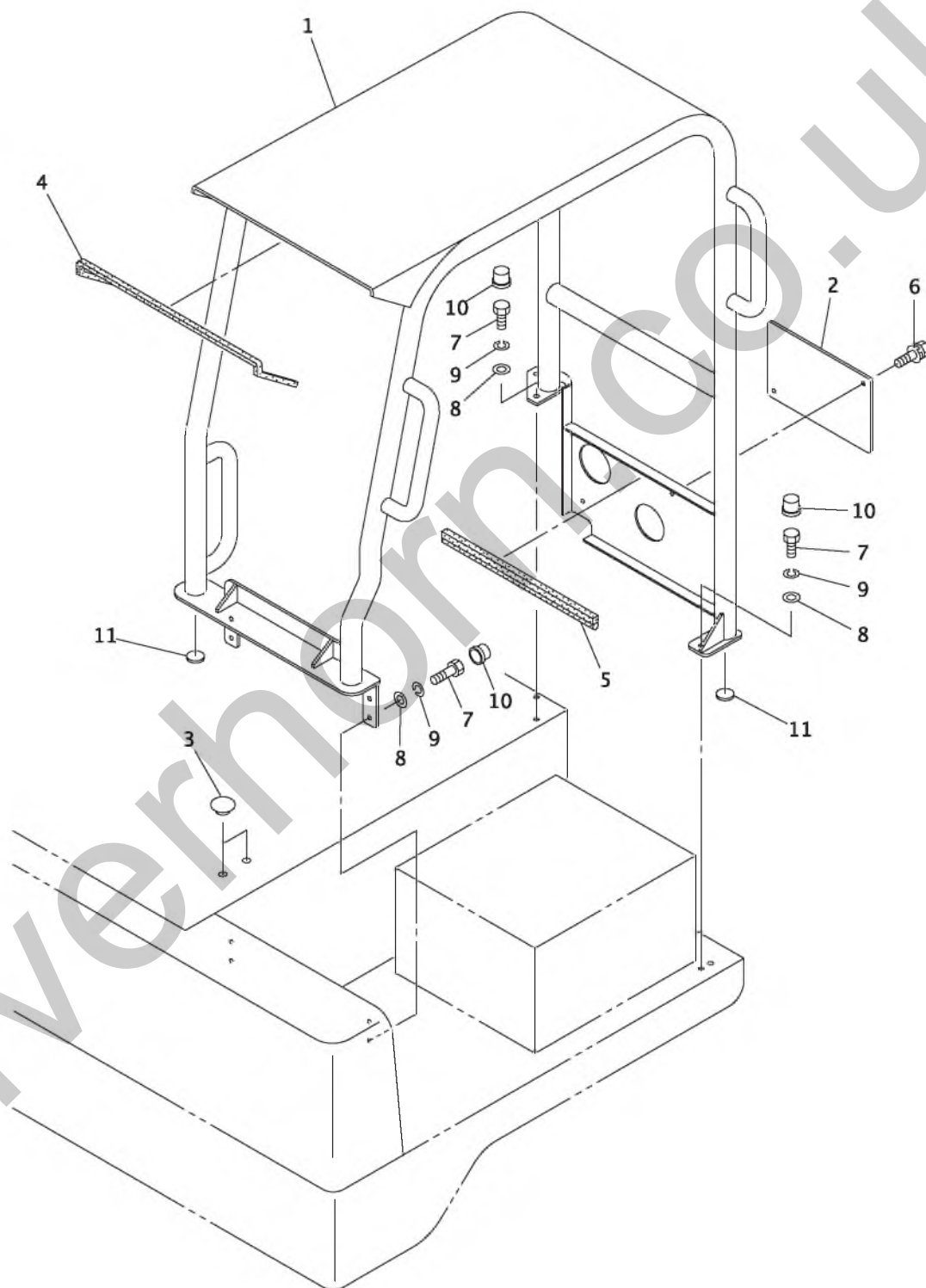
08-I033-020300-0

KEY No.	SU P.	PART No.	DESCRIPTION	Q'TY	CHAN	SERIAL No.	REMARKS
0	×	F354 025 00	Absorbent Ass'y, Noise	1		CJ000001-	
0-1	×	F311 167 00	Absorbent Ass'y, Noise	1		CJ000001- CJ000098	
0-1	×	F311 265 00	Absorbent Ass'y, Noise	1		CJ000099-	
1		D468 169 00	*Panel, Sponge	1		CJ000001-	
2		D468 170 00	*Panel, Sponge	1		CJ000001-	
3		D468 171 00	*Panel, Sponge	1		CJ000001-	
4		D468 172 00	*Panel, Sponge	1		CJ000001-	
5		D468 173 00	*Panel, Sponge	2		CJ000001-	
6		D468 175 00	*Panel, Sponge	1		CJ000001-	
7		D468 174 00	*Panel, Sponge	1		CJ000001-	
8		D468 176 00	*Panel, Sponge	1		CJ000001-	
9		D468 177 00	*Panel, Sponge	1		CJ000001-	
10		D468 165 00	*Panel, Sponge	1		CJ000001- CJ000098	
10		D493 047 00	*Panel, Sponge	1	○	CJ000099-	
11		D468 166 00	*Panel, Sponge	1		CJ000001-	



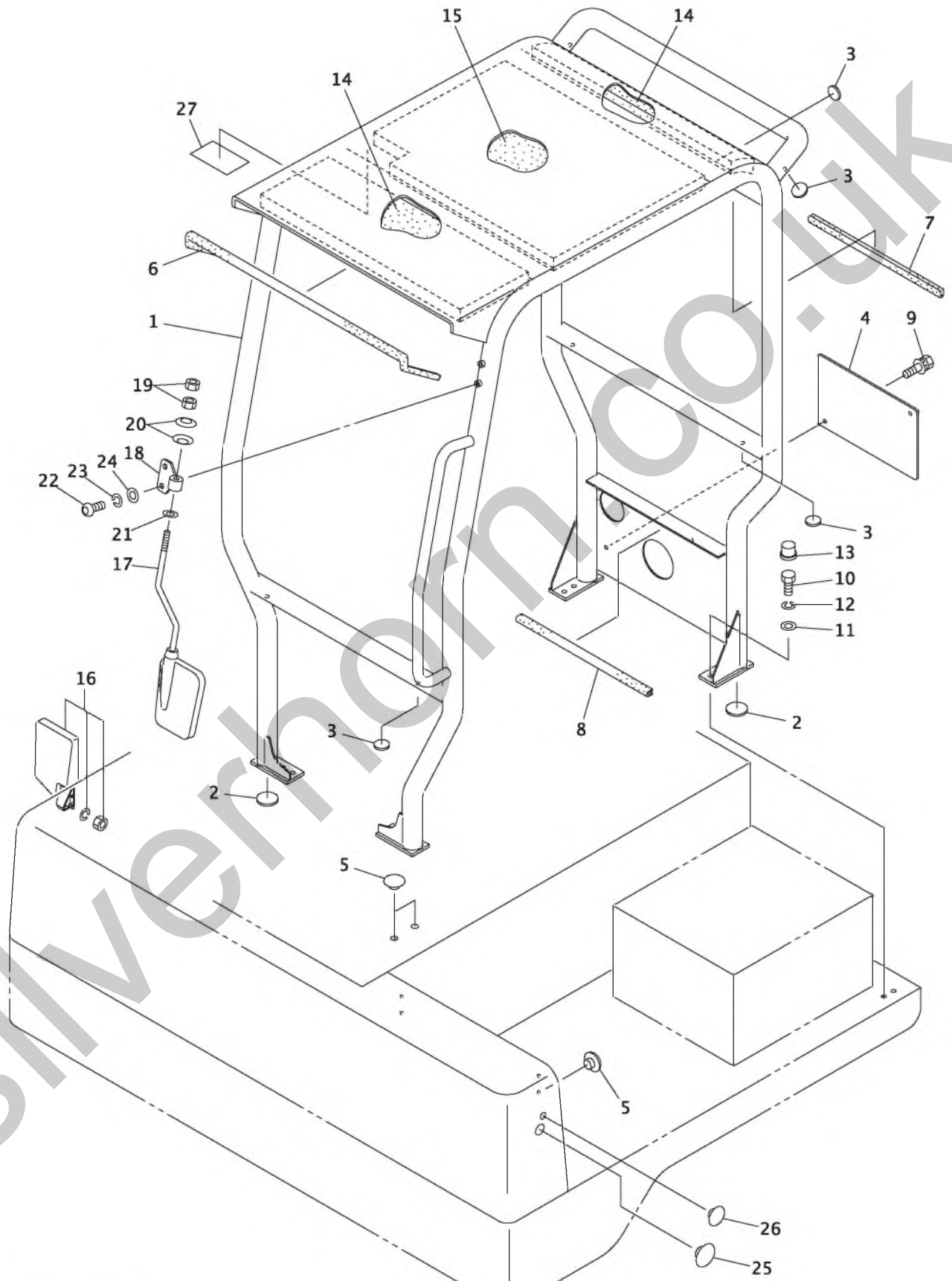
08-1033-020400-0

KEY No.	SU P.	PART No.	DESCRIPTION	Q'TY	CHAN	SERIAL No.	REMARKS
0	×	F353 995 00	Seat Ass'y, Operator	1		CJ000001- CJ000098	
0	×	F354 666 00	Seat Ass'y, Operator	1		CJ000099-	
1		0655 512 UA	*Seat, Operator	1		CJ000001-	
1-1		0655 513 UA	*Seat, Operator (For Seat Belt)	1		CJ000001-	
1-2		0655 512 51	**Seat, Cushion	1		CJ000001-	
1-3		0655 512 52	**Cushion, Back Rest	1		CJ000001-	
1-4		0655 513 19	**Belt, Seat	1		CJ000001-	
2		D416 108 00	*Bracket	1		CJ000001- CJ000098	
2		D417 669 00	*Bracket	1	○	CJ000099-	
3		D470 423 00	*Guard	1		CJ000001-	
4		4469 054 00	*Panel, Cushion	1		CJ000001-	
5		D470 365 00	*Guard, Seat (L.H.)	1		CJ000001-	
6		D470 366 00	*Guard, Seat (R.H.)	1		CJ000001-	
7		D470 146 00	*Guard	1		CJ000001-	
8		0690 283 46	*Rubber, Cushion	1		CJ000001-	
9		0690 283 47	*Cap	2		CJ000001-	
10		0518 100 20	*Bolt, Treatment (W/L.W, F.W)	2		CJ000001-	M10X20 P=1.25
11		0518 100 25	*Bolt, Treatment (W/L.W, F.W)	2		CJ000001-	M10X25 P=1.25
12		0558 100 25	*Bolt, Treatment	8		CJ000001-	M10X25 P=1.25
13		0521 080 00	*Nut, Hex. (W/F.W)	4		CJ000001-	M8
14		0524 100 00	*Nut, Treatment (W/F.W)	2		CJ000001-	M10 P=1.25
15		0590 100 00	*Washer, Lock	8		CJ000001-	M10
16		0593 100 00	*Washer, Flat	8		CJ000001-	M10
17		0690 202 59	*Cap	8		CJ000001-	
18		D470 367 00	*Guard (For Seat Belt)	1		CJ000001-	
19		0690 201 10	*Plug (For Seat Belt)	2		CJ000001-	



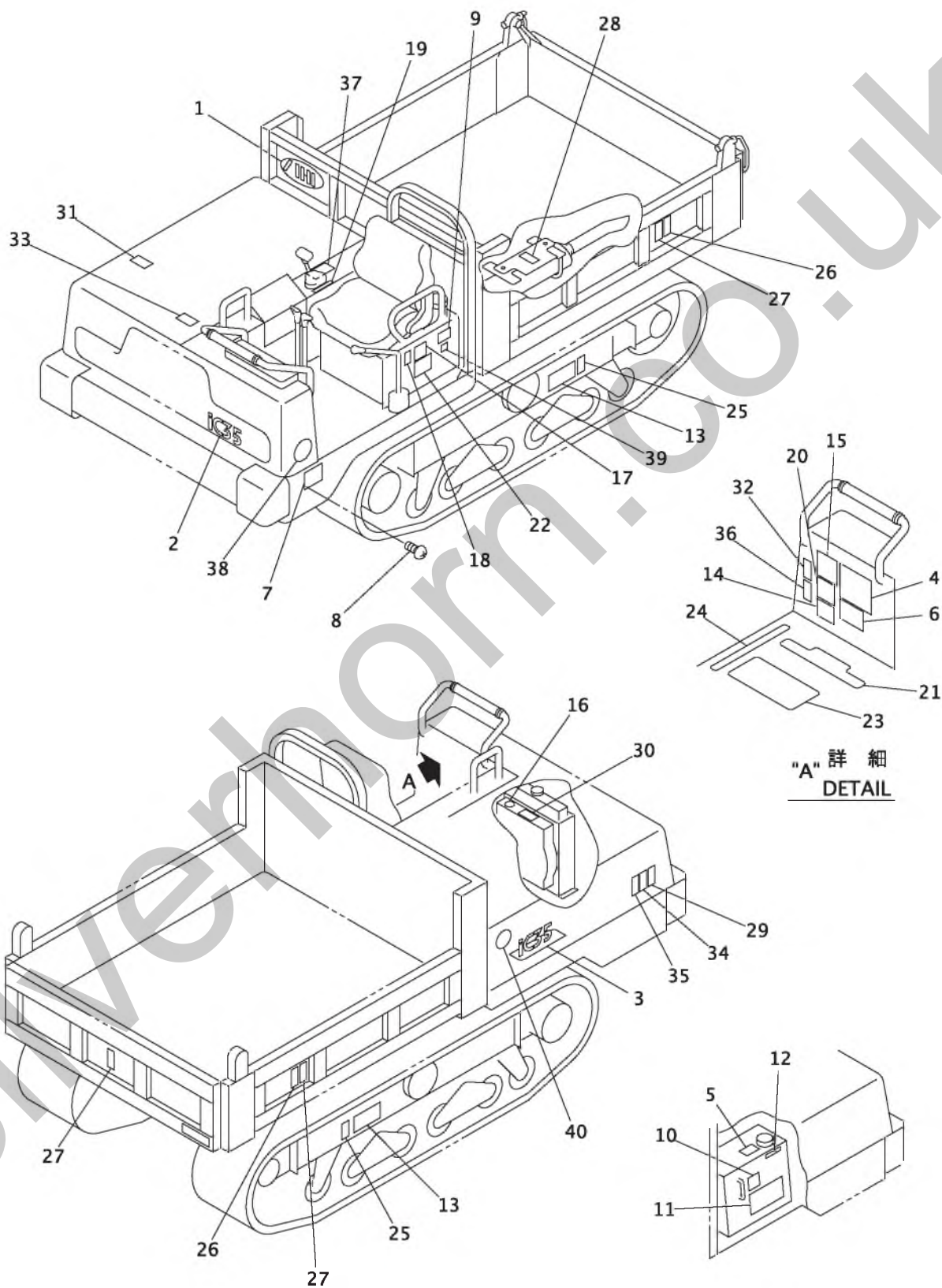
08-1033-020500-0

KEY No.	SU P.	PART No.	DESCRIPTION	Q'TY	CHAN	SERIAL No.	REMARKS
0	×	F354 044 00	Canopy Ass'y	1		CJ000001- CJ000098	Option
1		D206 491 00	*Frame, Canopy	1		CJ000001- CJ000098	
2		D456 717 00	*Cover	1		CJ000001- CJ000098	
3		0690 201 10	*Plug, Hole	2		CJ000001- CJ000098	
4		4550 519 00	*Seal, Trim	1		CJ000001- CJ000098	L=870
5		4550 726 00	*Seal, Trim	1		CJ000001- CJ000098	L=480
6		0517 080 20	*Bolt, Treatment (W/L.W, F.W)	2		CJ000001- CJ000098	M8X20
7		0558 100 25	*Bolt, Treatment	8		CJ000001- CJ000098	M10X25 P=1.25
8		0593 100 00	*Washer, Flat	8		CJ000001- CJ000098	M10
9		0590 100 00	*Washer, Lock	8		CJ000001- CJ000098	M10
10		0690 202 59	*Cap	8		CJ000001- CJ000098	
11		D406 424 00	*Seal	4		CJ000001- CJ000098	



08-IC35-0205A0-1-0

KEY No.	SU P.	PART No.	DESCRIPTION	Q'TY	CHAN	SERIAL No.	REMARKS
0	×	F354 662 00	Canopy Ass'y	1		CJ000099-	
1		D206 606 00	*Frame	1		CJ000099-	
2		D406 424 00	*Seal	4		CJ000099-	d=50
3		D405 272 00	*Seal	12		CJ000099-	d=25
4		D456 717 00	*Cover	1		CJ000099-	
5		0690 201 10	*Plug, Hole	8		CJ000099-	
6		4550 519 00	*Seal, Trim	1		CJ000099-	L=1030
7		4550 519 00	*Seal, Trim	1		CJ000099-	L=665
8		4550 726 00	*Seal, Trim	1		CJ000099-	L=430
9		0517 080 20	*Bolt, Treatment (W/L.W, F.W)	2		CJ000099-	M8X20
10		0558 120 40	*Bolt, Treatment	8		CJ000099-	M12X40 P=1.25
11		0595 120 00	*Washer, Treatment	8		CJ000099-	M12
12		0590 120 00	*Washer, Lock	8		CJ000099-	M12
13		0690 202 60	*Cap	8		CJ000099-	
14		D493 049 00	*Panel, Sponge	2		CJ000099-	
15		D493 050 00	*Panel, Sponge	1		CJ000099-	
16		0699 901 01	*Mirror, Back (R)	1		CJ000099-	
17		0699 901 12	*Mirror, Back (R)	1		CJ000099-	
18		D416 701 00	*Bracket	1		CJ000099-	
19		0580 120 00	*Nut, Hex.	2		CJ000099-	M12
20		0491 800 12	*Spring, Conical	2		CJ000099-	M12
21		0593 120 00	*Washer, Flat	1		CJ000099-	M12
22		4004 281 01	*Bolt, BOutton Head	2		CJ000099-	M10X20 P=1.5
23		0590 100 00	*Washer, Lock	2		CJ000099-	M10
24		0593 100 00	*Washer, Flat	2		CJ000099-	M10
25		0690 201 08	*Plug, Hole	1		CJ000099-	
26		0690 201 04	*Plug, Hole	1		CJ000099-	
27		D407 546 00	*Plate, Name	1		CJ000099-	



08-IC35-020600-1-0

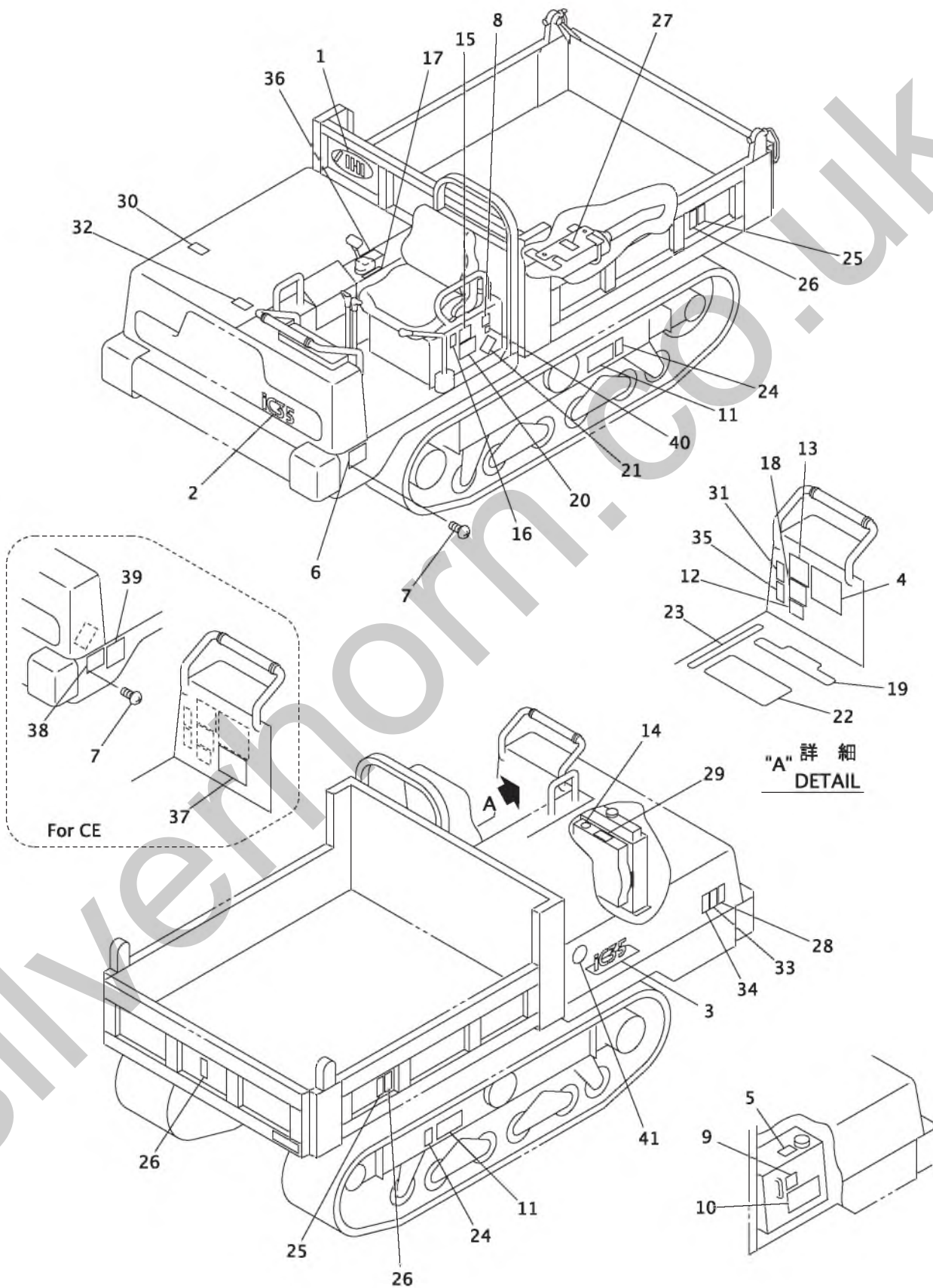
KEY No.	SU P.	PART No.	DESCRIPTION	Q'TY	CHAN	SERIAL No.	REMARKS
0	×	F377 441 00	Plate Ass'y, Name	1		CJ000001- CJ000098	
0	×	F377 529 00	Plate Ass'y, Name	1		CJ000099-	
1		4447 691 00	*Plate, Name (IHI)	1		CJ000001-	
2		D407 280 00	*Plate, Name (Model)	1		CJ000001-	
3		D407 281 00	*Plate, Name (Model)	1		CJ000001-	
4		4448 908 00	*Plate, Name (Engine Daily Check)	1		CJ000001-	
5		4448 741 00	*Plate, Name (Caution)	1		CJ000001-	
6		D407 313 00	*Plate, Name (Specification)	1		CJ000001-	
7	×	D405 094 00	*Plate, Name (Serial No.)	1		CJ000001-	
8		0497 035 00	*Screw, Drive	4		CJ000001-	d=3
9		4447 470 00	*Plate, Name (Fuel Tank)	1		CJ000001-	
10		4448 185 00	*Plate, Name (Oil Check)	1		CJ000001-	
11		D406 884 00	*Plate, Name (Lub. Chart)	1		CJ000001-	
12		D405 440 00	*Plate, Name (Oil)	1		CJ000001-	
13		D405 533 00	*Plate, Name (Shoe Tension)	2		CJ000001-	
14		4448 765 00	*Plate, Name (Truck Loading)	1		CJ000001-	
15		4448 766 00	*Plate, Name (Safety Works)	1		CJ000001-	
16		4407 035 00	*Plate, Name (Anti-Freezing Solution)	1		CJ000001-	
17		4448 770 00	*Plate, Name (Safety Bar)	1		CJ000001-	
18		4448 239 00	*Plate, Name (Dump Lever)	1		CJ000001-	
19		4448 240 00	*Plate, Name (Accel. Lever)	1		CJ000001-	
20		D406 172 00	*Plate, Name (Slope Traveling)	1		CJ000001-	
21		D406 883 00	*Plate, Nonslip	1		CJ000001- CJ000098	
21		D407 534 00	*Plate, Nonslip	1	○	CJ000099-	
22		D405 437 00	*Plate, Name (Stop Valve)	1		CJ000001-	
23		D406 886 00	*Plate, Nonslip	1		CJ000001-	
24		D406 787 00	*Plate, Nonslip	1		CJ000001- CJ000098	
24		D407 535 00	*Plate, Nonslip	1	○	CJ000099-	
25		D405 420 00	*Plate, Name (Caution)	2		CJ000001-	
26		D405 421 00	*Plate, Name (Caution)	2		CJ000001-	
27		D405 422 00	*Plate, Name (Caution)	3		CJ000001-	
28		D405 423 00	*Plate, Name (Caution)	1		CJ000001-	
29		D405 424 00	*Plate, Name (Caution)	1		CJ000001-	
30		D405 425 00	*Plate, Name (Caution)	1		CJ000001-	
31		D405 441 00	*Plate, Name (Caution)	1		CJ000001-	
32		D405 332 00	*Plate, Name (Caution)	1		CJ000001-	
33		D405 340 00	*Plate, Name (Caution)	1		CJ000001-	
34		D405 372 00	*Plate, Name (Caution)	1		CJ000001-	
35		D405 335 00	*Plate, Name (Caution)	1		CJ000001-	
36		D405 336 00	*Plate, Name (Caution)	1		CJ000001-	
37		D405 373 00	*Plate, Name (Caution)	1		CJ000001-	

KEY No.	SU P.	PART No.	DESCRIPTION	Q'TY	CHAN	SERIAL No.	REMARKS
38		D407 108 02	*Plate, Name (Exhaust Gas)	1		CJ000001-	
39		D407 365 00	*Plate, Name (EPA Regulation)	1		CJ000001-	
40		D406 631 00	*Plate, Name (Environment)	1		CJ000001-	

Silverhorn.CO.UK

[Memo]

Silverhorn.CO.UK



08-IC35-02060A-1-0

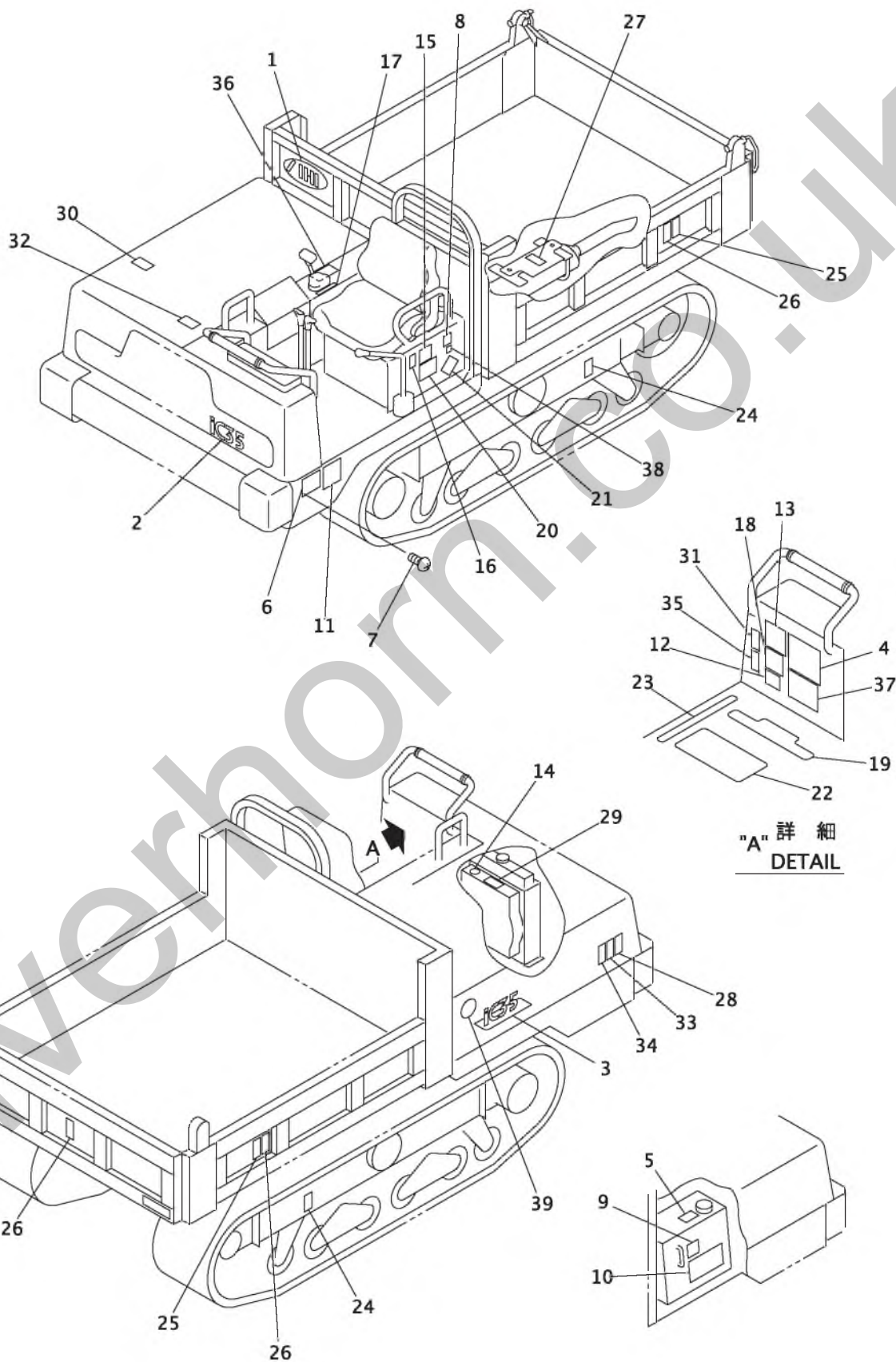
KEY No.	SU P.	PART No.	DESCRIPTION	Q'TY	CHAN	SERIAL No.	REMARKS
0	×	F377 460 00	Plate Ass'y, Name	1		CJ000001- CJ000098	
0	×	F377 530 00	Plate Ass'y, Name	1		CJ000099-	
1		4447 691 00	*Plate, Name (IHI)	1		CJ000001-	
2		D407 280 00	*Plate, Name (Model)	1		CJ000001-	
3		D407 281 00	*Plate, Name (Model)	1		CJ000001-	
4		4448 919 00	*Plate, Name (Engine Daily Check)	1		CJ000001-	
5		4448 831 00	*Plate, Name (Caution)	1		CJ000001-	
6	×	D405 094 00	*Plate, Name (Serial No.)	1		CJ000001-	
7		0497 035 00	*Screw, Drive	4		CJ000001-	d=3
8		4407 974 00	*Plate, Name (Fuel Tank)	1		CJ000001-	
9		4448 822 00	*Plate, Name (Oil Check)	1		CJ000001-	
10		D406 885 00	*Plate, Name (Lub. Chart)	1		CJ000001-	
11		D405 536 00	*Plate, Name (Shoe Tension)	2		CJ000001-	
12		4448 820 00	*Plate, Name (Truck Loading)	1		CJ000001-	
13		4448 818 00	*Plate, Name (Safety Works)	1		CJ000001-	
14		4407 035 00	*Plate, Name (Anti-Freezing Solution)	1		CJ000001-	
15		4448 816 00	*Plate, Name (Safety Bar)	1		CJ000001-	
16		4448 824 00	*Plate, Name (Dump Lever)	1		CJ000001-	
17		4448 240 00	*Plate, Name (Accel. Lever)	1		CJ000001-	
18		D406 188 00	*Plate, Name (Slope Traveling)	1		CJ000001-	
19		D406 883 00	*Plate, Nonslip	1		CJ000001- CJ000098	
19		D407 534 00	*Plate, Nonslip	1	○	CJ000099-	
20		4448 826 00	*Plate, Name (Stop Valve)	1		CJ000001-	
21	×	D405 097 00	*Plate, Name (New Machine)	1		CJ000001-	
22		D406 886 00	*Plate, Nonslip	1		CJ000001-	
23		D406 787 00	*Plate, Nonslip	1		CJ000001- CJ000098	
23		D407 535 00	*Plate, Nonslip	1	○	CJ000099-	
24		D405 369 00	*Plate, Name (Caution)	2		CJ000001-	
25		D405 367 00	*Plate, Name (Caution)	2		CJ000001-	
26		D405 370 00	*Plate, Name (Caution)	3		CJ000001-	
27		D405 361 00	*Plate, Name (Caution)	1		CJ000001-	
28		D405 366 00	*Plate, Name (Caution)	1		CJ000001-	
29		D405 360 00	*Plate, Name (Caution)	1		CJ000001-	
30		D405 365 00	*Plate, Name (Caution)	1		CJ000001-	
31		D405 359 00	*Plate, Name (Caution)	1		CJ000001-	
32		D405 368 00	*Plate, Name (Caution)	1		CJ000001-	
33		D405 362 00	*Plate, Name (Caution)	1		CJ000001-	
34		D405 363 00	*Plate, Name (Caution)	1		CJ000001-	
35		D405 364 00	*Plate, Name (Caution)	1		CJ000001-	
36		D405 323 00	*Plate, Name (Caution)	1		CJ000001-	
37		D406 379 00	*Plate, Name (Lifting Procedures)(CE)	1		CJ000001-	

KEY No.	SU P.	PART No.	DESCRIPTION	Q'TY	CHAN	SERIAL No.	REMARKS
38	×	D405 091 00	*Plate, Name (Serial No)(CE)	1		CJ000001-	
39		D406 426 00	*Plate, Name (Homoro)(CE)	1		CJ000001-	
40		D407 365 00	*Plate, Name (EPA Regulation)	1		CJ000001-	
41		D406 783 00	*Plate, Name (Environment)	1		CJ000001-	

Silverhorn.CO.UK

[Memo]

Silverhorn.CO.UK



08-IC35-02060B-1-0

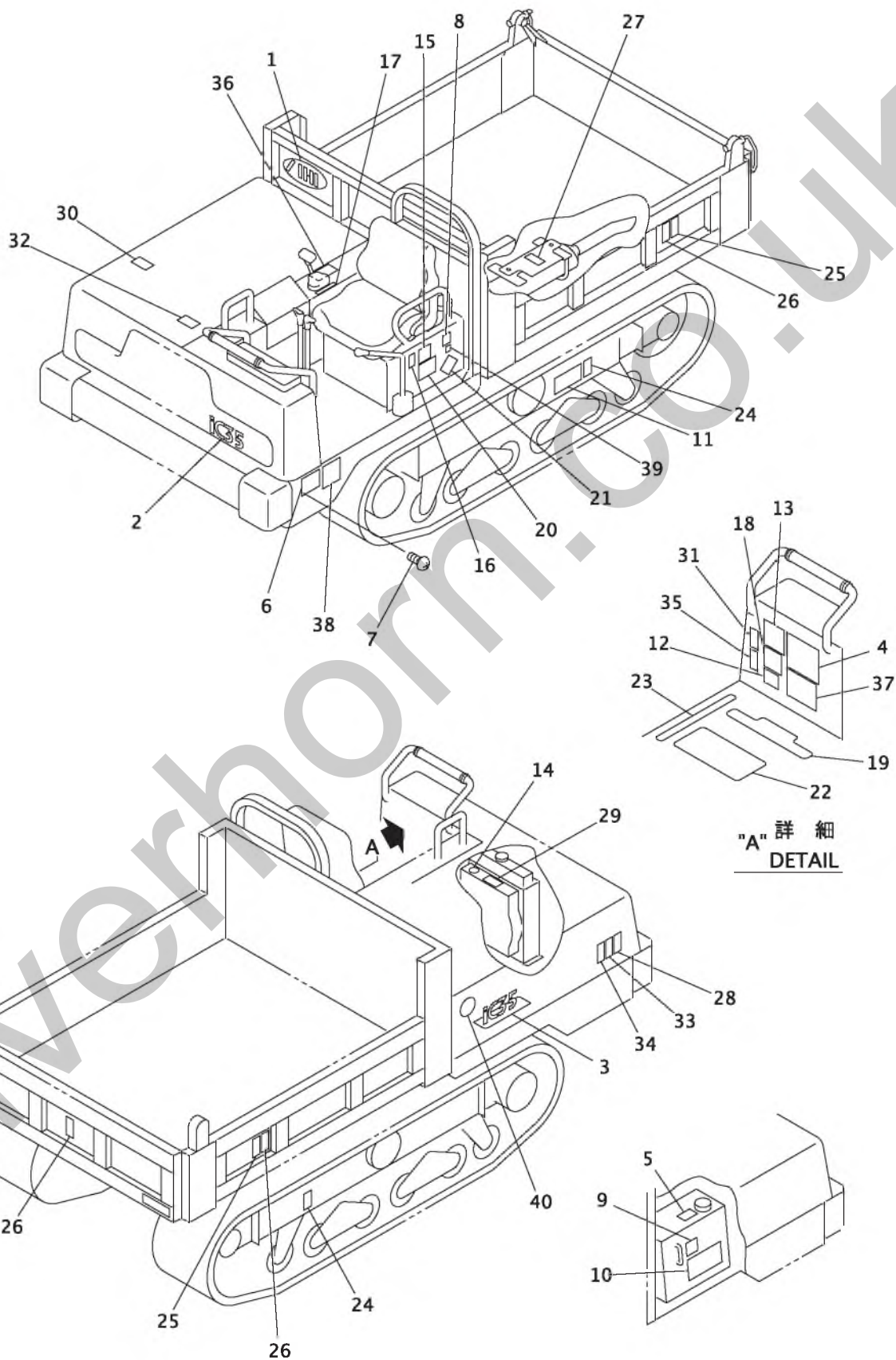
KEY No.	SU P.	PART No.	DESCRIPTION	Q'TY	CHAN	SERIAL No.	REMARKS
0	×	F377 461 00	Plate Ass'y, Name	1		CJ000001- CJ000098	
0	×	F377 527 00	Plate Ass'y, Name	1		CJ000099-	
1		4447 691 00	*Plate, Name (IHI)	1		CJ000001-	
2		D407 280 00	*Plate, Name (Model)	1		CJ000001-	
3		D407 281 00	*Plate, Name (Model)	1		CJ000001-	
4		4449 027 00	*Plate, Name (Engine Daily Check)	1		CJ000001-	
5		D406 390 00	*Plate, Name (Caution)	1		CJ000001-	
6	×	D405 091 00	*Plate, Name (Serial No.)	1		CJ000001-	
7		0497 035 00	*Screw, Drive	4		CJ000001-	d=3
8		4405 457 00	*Plate, Name (Fuel Tank)	1		CJ000001-	
9		D406 388 00	*Plate, Name (Oil Check)	1		CJ000001-	
10		D406 389 00	*Plate, Name (Lub. Chart)	1		CJ000001-	
11		D406 426 00	*Plate, Name (Noise)	1		CJ000001-	
12		D406 391 00	*Plate, Name (Truck Loading)	1		CJ000001-	
13		D406 387 00	*Plate, Name (Safety Works)	1		CJ000001-	
14		4405 456 00	*Plate, Name (Anti-Freezing Solution)	1		CJ000001-	
15		D406 394 00	*Plate, Name (Safety Bar)	1		CJ000001-	
16		D406 393 00	*Plate, Name (Dump Lever)	1		CJ000001-	
17		4448 240 00	*Plate, Name (Accel. Lever)	1		CJ000001-	
18		D406 392 00	*Plate, Name (Slope Traveling)	1		CJ000001-	
19		D406 883 00	*Plate, Nonslip	1		CJ000001- CJ000098	
19		D407 534 00	*Plate, Nonslip	1	○	CJ000099-	
20		D406 395 00	*Plate, Name (Stop Valve)	1		CJ000001-	
21	×	D405 097 00	*Plate, Name (New Machine)	1		CJ000001-	
22		D406 886 00	*Plate, Nonslip	1		CJ000001-	
23		D406 787 00	*Plate, Nonslip	1		CJ000001- CJ000098	
23		D407 535 00	*Plate, Nonslip	1	○	CJ000099-	
24		D405 369 00	*Plate, Name (Caution)	2		CJ000001-	
25		D405 367 00	*Plate, Name (Caution)	2		CJ000001-	
26		D405 370 00	*Plate, Name (Caution)	3		CJ000001-	
27		D405 361 00	*Plate, Name (Caution)	1		CJ000001-	
28		D405 366 00	*Plate, Name (Caution)	1		CJ000001-	
29		D405 360 00	*Plate, Name (Caution)	1		CJ000001-	
30		D405 365 00	*Plate, Name (Caution)	1		CJ000001-	
31		D405 359 00	*Plate, Name (Caution)	1		CJ000001-	
32		D405 368 00	*Plate, Name (Caution)	1		CJ000001-	
33		D405 362 00	*Plate, Name (Caution)	1		CJ000001-	
34		D405 363 00	*Plate, Name (Caution)	1		CJ000001-	
35		D405 364 00	*Plate, Name (Caution)	1		CJ000001-	
36		D405 571 00	*Plate, Name (Caution)	1		CJ000001-	
37		D406 379 00	*Plate, Name (Lifting Procedures)(CE)	1		CJ000001-	

KEY No.	SU P.	PART No.	DESCRIPTION	Q'TY	CHAN	SERIAL No.	REMARKS
38		D407 365 00	*Plate, Name (EPA Regulation)	1		CJ000001-	
39		D406 783 00	*Plate, Name (Environment)	1		CJ000001-	

Silverhorn.CO.UK

[Memo]

Silverhorn.CO.UK



08-IC35-02060C-1-0

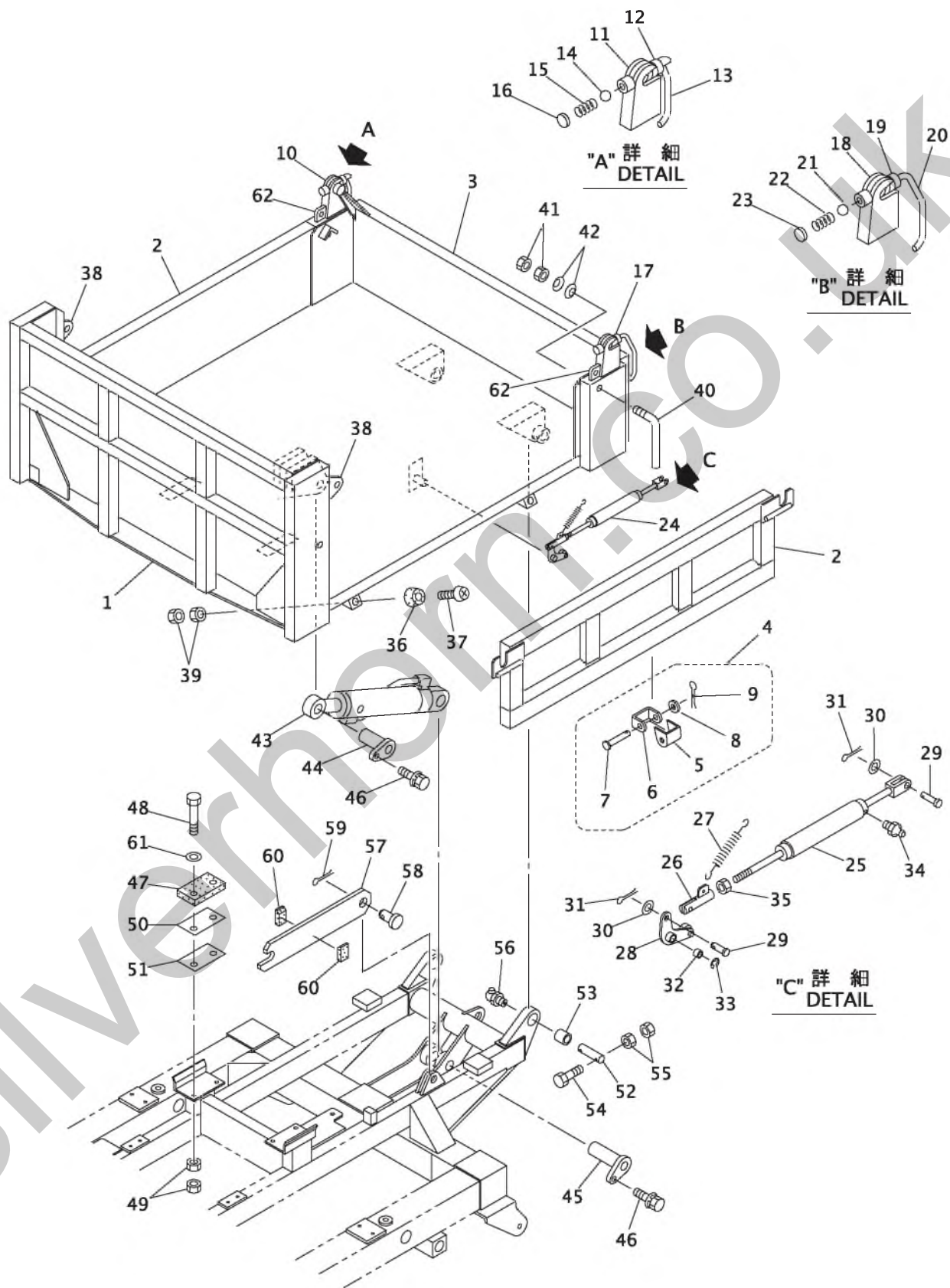
KEY No.	SU P.	PART No.	DESCRIPTION	Q'TY	CHAN	SERIAL No.	REMARKS
0	×	F377 462 00	Plate Ass'y, Name	1		CJ000001- CJ000098	
0	×	F377 528 00	Plate Ass'y, Name	1		CJ000099-	
1		4447 691 00	*Plate, Name (IHI)	1		CJ000001-	
2		D407 280 00	*Plate, Name (Model)	1		CJ000001-	
3		D407 281 00	*Plate, Name (Model)	1		CJ000001-	
4		4449 028 00	*Plate, Name (Engine Daily Check)	1		CJ000001-	
5		4448 889 00	*Plate, Name (Caution)	1		CJ000001-	
6	×	D405 091 00	*Plate, Name (Serial No.)	1		CJ000001-	
7		0497 035 00	*Screw, Drive	4		CJ000001-	d=3
8		4405 457 00	*Plate, Name (Fuel Tank)	1		CJ000001-	
9		4448 894 00	*Plate, Name (Oil Check)	1		CJ000001-	
10		4448 896 00	*Plate, Name (Lub. Chart)	1		CJ000001-	
11		D405 534 00	*Plate, Name (Shoe Tension)	2		CJ000001-	
12		4448 892 00	*Plate, Name (Truck Loading)	1		CJ000001-	
13		4448 890 00	*Plate, Name (Safety Works)	1		CJ000001-	
14		4448 573 00	*Plate, Name (Anti-Freezing Solution)	1		CJ000001-	
15		4448 900 00	*Plate, Name (Safety Bar)	1		CJ000001-	
16		4448 899 00	*Plate, Name (Dump Lever)	1		CJ000001-	
17		4448 240 00	*Plate, Name (Accel. Lever)	1		CJ000001-	
18		D406 181 00	*Plate, Name (Slope Traveling)	1		CJ000001-	
19		D406 883 00	*Plate, Nonslip	1		CJ000001- CJ000098	
19		D407 534 00	*Plate, Nonslip	1	○	CJ000099-	
20		4448 895 00	*Plate, Name (Stop Valve)	1		CJ000001-	
21	×	D405 097 00	*Plate, Name (New Machine)	1		CJ000001-	
22		D406 886 00	*Plate, Nonslip	1		CJ000001-	
23		D406 787 00	*Plate, Nonslip	1		CJ000001- CJ000098	
23		D407 535 00	*Plate, Nonslip	1	○	CJ000099-	
24		D405 369 00	*Plate, Name (Caution)	2		CJ000001-	
25		D405 367 00	*Plate, Name (Caution)	2		CJ000001-	
26		D405 370 00	*Plate, Name (Caution)	3		CJ000001-	
27		D405 361 00	*Plate, Name (Caution)	1		CJ000001-	
28		D405 366 00	*Plate, Name (Caution)	1		CJ000001-	
29		D405 360 00	*Plate, Name (Caution)	1		CJ000001-	
30		D405 365 00	*Plate, Name (Caution)	1		CJ000001-	
31		D405 359 00	*Plate, Name (Caution)	1		CJ000001-	
32		D405 368 00	*Plate, Name (Caution)	1		CJ000001-	
33		D405 362 00	*Plate, Name (Caution)	1		CJ000001-	
34		D405 363 00	*Plate, Name (Caution)	1		CJ000001-	
35		D405 364 00	*Plate, Name (Caution)	1		CJ000001-	
36		D405 559 00	*Plate, Name (Caution)	1		CJ000001-	
37		4448 907 00	*Plate, Name (Lifting Procedures)(CE)	1		CJ000001-	

KEY No.	SU P.	PART No.	DESCRIPTION	Q'TY	CHAN	SERIAL No.	REMARKS
38		D406 426 00	*Plate, Name (Homoro)	1		CJ000001-	
39		D407 365 00	*Plate, Name (EPA Regulation)	1		CJ000001-	
40		D406 783 00	*Plate, Name (Environment)	1		CJ000001-	

Silverhorn.CO.UK

[Memo]

Silverhorn.CO.UK



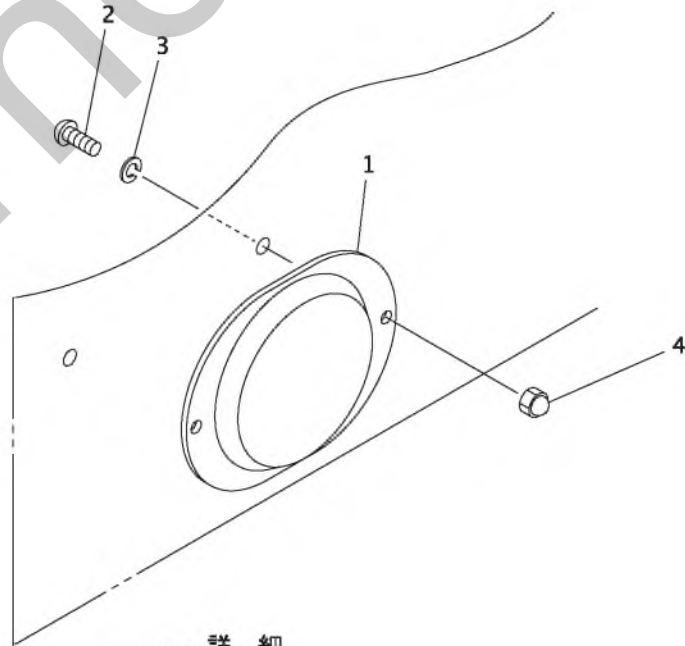
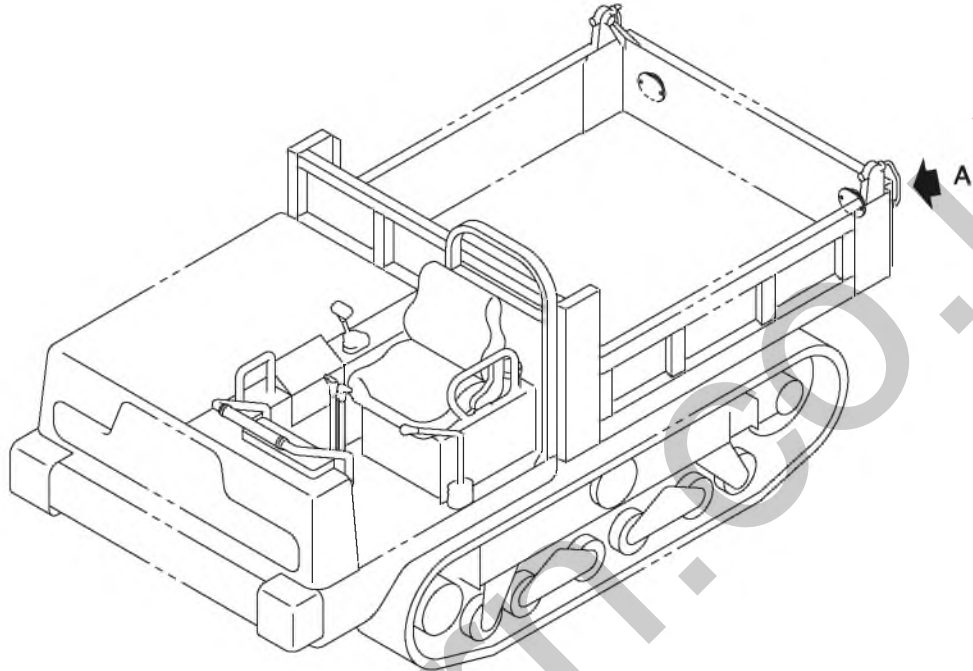
08-IC35-030100-1-0

KEY No.	SU P.	PART No.	DESCRIPTION	Q'TY	CHAN	SERIAL No.	REMARKS
0	×	F403 030 00	Body Ass'y, Dump	1		CJ000001-	
1		D206 567 00	*Frame, Body	1		CJ000001-	
2		D206 570 00	*Frame, Side Gate	2		CJ000001-	
3		D206 571 00	*Frame, Rear Gate	1		CJ000001-	
4		5931 023 00	*Hinge Ass'y	6		CJ000001-	
5		4094 089 00	**Hinge	1		CJ000001-	
6		4094 090 00	**Hinge	1		CJ000001-	
7		4013 660 00	**Pin	1		CJ000001-	
8		0593 120 00	**Washer, Flat	1		CJ000001-	M12
9		0599 020 20	**Pin, Cotter	1		CJ000001-	d=2.5X20
10		4094 091 99	*Hinge, Upper (R.H.)	1		CJ000001-	
11		4481 057 99	**Holder (R.H.)	1		CJ000001-	
12		4094 092 00	**Catch	1		CJ000001-	
13		4498 153 00	**Lever (R.H.)	1		CJ000001-	
14		0609 600 80	**Steel Ball	1		CJ000001-	
15		4170 321 00	**Spring	1		CJ000001-	
16		4094 091 08	**Plate	1		CJ000001-	
17		4094 091 98	*Hinge, Upper (L.H.)	1		CJ000001-	
18		4481 057 98	**Holder (L.H.)	1		CJ000001-	
19		4094 092 00	**Catch	1		CJ000001-	
20		4498 154 00	**Lever (L.H.)	1		CJ000001-	
21		0609 600 80	**Steel Ball	1		CJ000001-	
22		4170 321 00	**Spring	1		CJ000001-	
23		4094 091 08	**Plate	1		CJ000001-	
24	×	5391 024 00	*Control Ass'y, Rear Gate	1		CJ000001-	
25		4514 537 00	**Cylinder, Spring	2		CJ000001-	
26		4021 266 00	**Clevis	2		CJ000001-	
27		4172 082 00	**Spring	2		CJ000001-	
28		4498 156 99	**Lever (L.H.)	1		CJ000001-	
28-1		4498 156 98	**Lever (R.H.)	1		CJ000001-	
29		4013 661 00	**Pin, Head	4		CJ000001-	
30		0593 100 00	**Washer, Flat	4		CJ000001-	M10
31		0599 030 18	**Pin, Cotter	4		CJ000001-	d=3X18
32		0618 114 20	**Bushing	2		CJ000001-	
33		0493 561 10	**Ring, Snap (E Type)	2		CJ000001-	d=10
34		0728 111 15	**Nipple, Grease	2		CJ000001-	PT1/8
35		0545 100 00	**Nut, Hex.	2		CJ000001-	M10 P=1.25
36		4580 749 00	*Pad, Rubber	4		CJ000001-	
37		0565 060 45	*Screw, Pan Head	4		CJ000001-	M6X45
38		D401 178 00	*Plate	2		CJ000001-	
39		0544 060 00	*Nut, Hex.	8		CJ000001-	M6
40		D095 001 00	*Handle	4		CJ000001-	
41		0580 160 00	*Nut, Hex.	8		CJ000001-	M16
42		0491 800 16	*Washer, Conical Spring	8		CJ000001-	M16
43	#	0782 476 UA	*Cylinder, Dump	1		CJ000001-	Sh.No. 5-4

KEY No.	SU P.	PART No.	DESCRIPTION	Q'TY	CHAN	SERIAL No.	REMARKS
44		D017 200 00	*Pin, Wing	1		CJ000001-	
45		D017 201 00	*Pin, Wing	1		CJ000001-	
46		0518 100 20	*Bolt, Treatment (W/L.W, F.W)	2		CJ000001-	M10X20 P=1.25
47		4409 739 00	*Plate, Rubber	2		CJ000001-	
48		0541 100 50	*Bolt, Hex.	4		CJ000001-	M10X50 P=1.25
49		0545 100 00	*Nut, Hex.	8		CJ000001-	M10 P=1.25
50		4007 492 01	*Shim	AR		CJ000001-	t=1.6
51		4007 492 02	*Shim	AR		CJ000001-	t=2.3
52		4011 602 00	*Pin	2		CJ000001-	
53		4043 307 01	*Bushing	2		CJ000001-	
54		0541 120 90	*Bolt, Hex.	2		CJ000001-	M12X90 P=1.25
55		0545 120 00	*Nut, Hex.	4		CJ000001-	M12 P=1.25
56		0728 111 65	*Nipple, Grease	2		CJ000001-	PT1/8X90
57		4261 109 00	*Stay	1		CJ000001-	
58		4013 155 01	*Pin, Head	1		CJ000001-	
59		0599 050 50	*Pin, Cotter	1		CJ000001-	d=5X50
60		D433 343 00	*Plate, Rubber	2		CJ000001-	
61		4006 119 02	*Washer, Flat	4		CJ000001-	M10
62		D401 179 00	*Plate	2		CJ000001-	

[Memo]

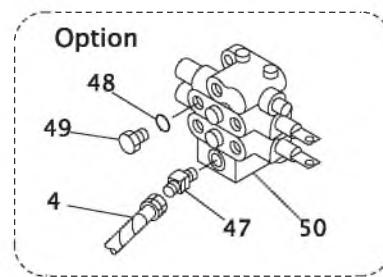
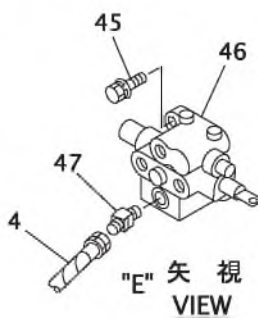
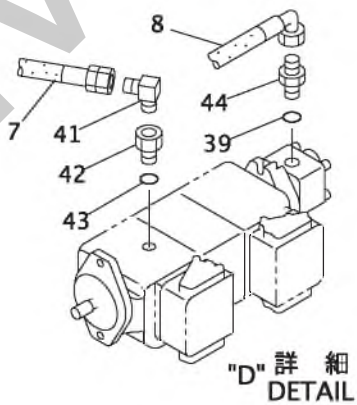
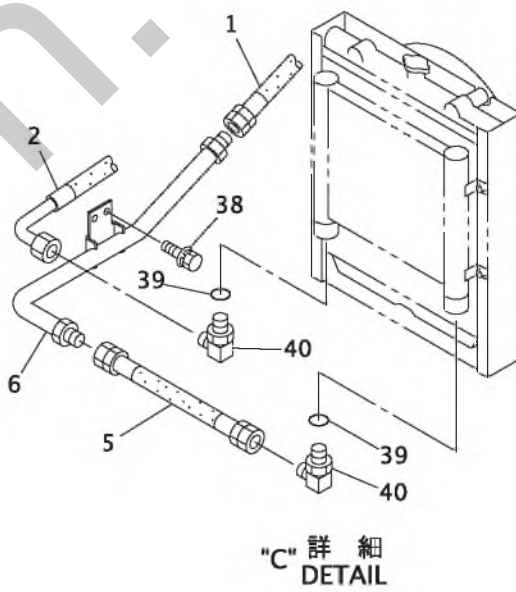
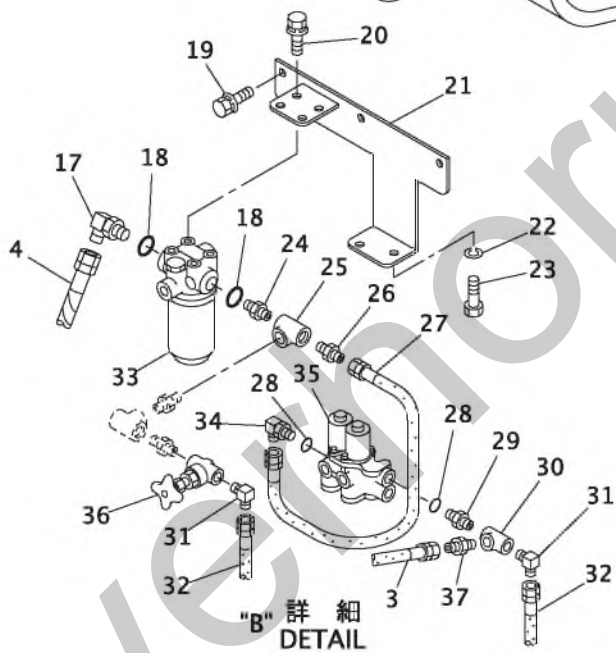
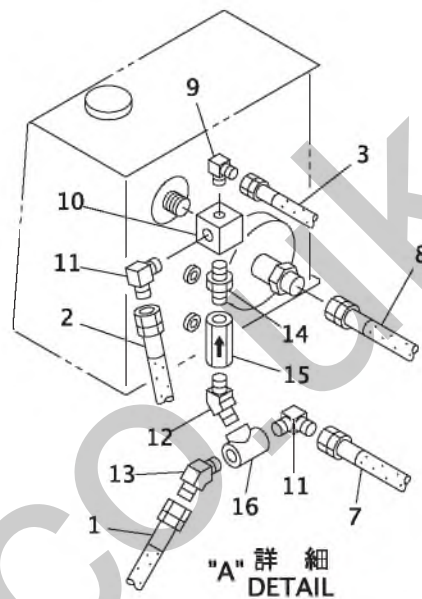
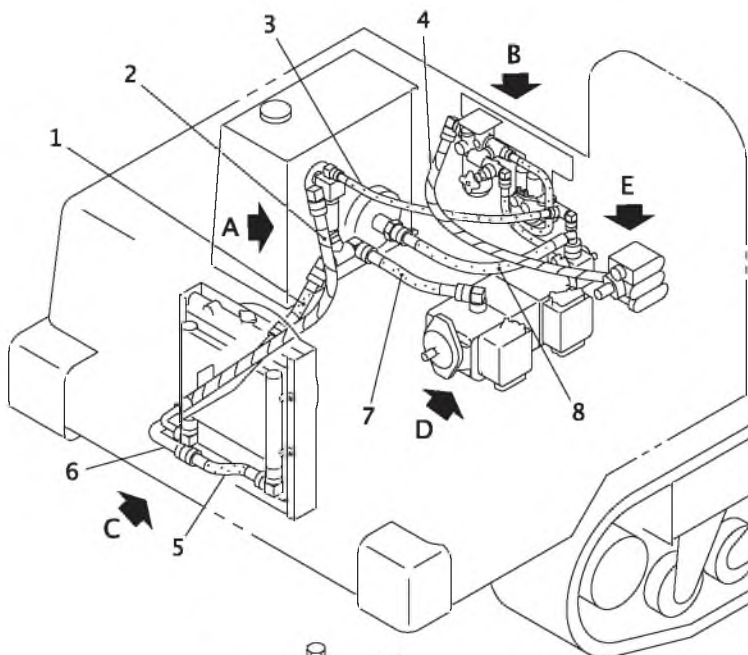
Silverhorn.CO.UK



08-IC35-030200-1-0

KEY No.	SU P.	PART No.	DESCRIPTION	Q'TY	CHAN	SERIAL No.	REMARKS
0	×	F403 031 00	Reflector Ass'y	1		CJ000001-	
1		0854 531 UA	*Reflector	2		CJ000001-	
2		4004 280 03	*Bolt, Button Head	4		CJ000001-	M6X12
3		0590 060 00	*Washer, Lock	4		CJ000001-	M6
4		0539 060 00	*Nut, Cap	4		CJ000001-	M6

Silverhorn.CO.UK



08-I033-040100-0

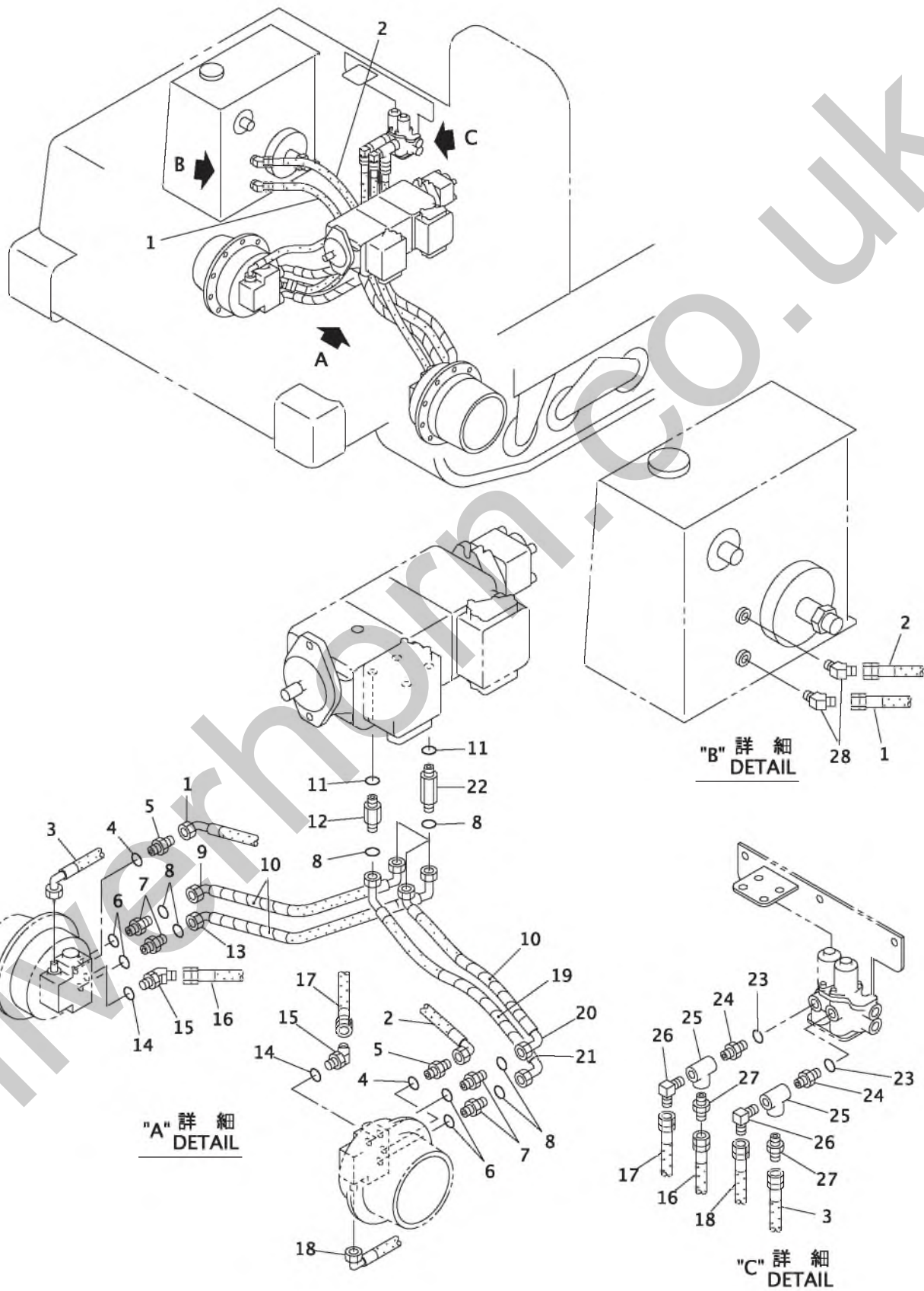
KEY No.	SU P.	PART No.	DESCRIPTION	Q'TY	CHAN	SERIAL No.	REMARKS
0	×	F341 857 00	Piping Ass'y, Return & Suction	1		CJ000001-	
1		4070 017 37	*Hose Ass'y	1		CJ000001-	L=440
2		4070 090 01	*Hose Ass'y	1		CJ000001-	L=950
3		4070 035 25	*Hose Ass'y	1		CJ000001-	L=600
4		4070 013 09	*Hose Ass'y	1		CJ000001-	L=700
4-1		0790 000 02	*Tube, Spiral	1		CJ000001-	L=550
5		4070 017 39	*Hose Ass'y	1		CJ000001-	L=300
6		D285 949 00	*Tube	1		CJ000001-	
7		4070 017 62	*Hose Ass'y	1		CJ000001-	L=290
8		4070 200 18	*Hose Ass'y	1		CJ000001-	L=540
9		0712 310 50	*Elbow	1		CJ000001-	
10		D065 059 00	*Manifold	1		CJ000001-	
11		0712 310 53	*Elbow	2		CJ000001-	
12		0710 119 08	*Elbow, 45	1		CJ000001-	
13		0712 310 43	*Elbow, 45	1		CJ000001-	
14		0710 600 03	*Nipple	1		CJ000001-	
15		0753 205 UA	*Valve Ass'y, Check	1		CJ000001-	
16		0710 701 06	*Tee	1		CJ000001-	
17		0710 113 64	*Elbow, Reducer	1		CJ000001-	PF3/4XPF1/2
18		0760 710 25	*Ring, 0	2		CJ000001-	P24-90B
19		0518 100 20	*Bolt, Treatment (W/L.W, F.W)	3		CJ000001-	M10X20 P=1.25
20		0517 080 16	*Bolt, Treatment (W/L.W, F.W)	4		CJ000001-	M8X16
21		D413 197 00	*Bracket	1		CJ000001-	
22		0590 100 00	*Washer, Lock	2		CJ000001-	M10
23		0550 100 20	*Bolt, Hex.	2		CJ000001-	M10X20
24		4072 627 13	*Nipple, Reducer	1		CJ000001-	PF3/4XPT1/2
25		0710 701 04	*Tee	1		CJ000001-	
26		4060 080 06	*Nipple, Reducer	1		CJ000001-	PF1/4XPT1/2
27		4070 035 25	*Hose Ass'y	1		CJ000001-	L=600
28		0760 710 12	*Ring, 0	2		CJ000001-	P11-90B
29		4072 627 01	*Connector	1		CJ000001-	
30		0710 701 02	*Tee	1		CJ000001-	
31		0712 310 50	*Elbow	2		CJ000001-	
32		4070 548 28	*Hose Ass'y	1		CJ000001-	L=400
33		0787 400 UA	*Filter Ass'y, Line	1		CJ000001-	
33-1		0787 400 91	**Cartridge Ass'y	1		CJ000001-	
34		0710 122 00	*Elbow	1		CJ000001-	
35	#	0785 101 UA	*Valve Ass'y, Solenoid	1		CJ000001-	Sh.No. 5-6
36		0729 910 41	*Valve, Gauge	1		CJ000001-	
37		0712 310 30	*Adapter	1		CJ000001-	
38		0517 080 16	*Bolt, Treatment (W/L.W, F.W)	2		CJ000001-	M8X16
39		0760 710 25	*Ring, 0	3		CJ000001-	P24-90B
40		0710 113 86	*Elbow	2		CJ000001-	
41		0712 311 53	*Elbow, Reducer	1		CJ000001-	PF3/4XPT1/2

KEY No.	SU P.	PART No.	DESCRIPTION	Q'TY	CHAN	SERIAL No.	REMARKS
42		0714 201 03	*Socket, Reducer	1		CJ000001-	PF3/4XPT1/2
43		0760 319 08	*Ring, 0	1		CJ000001-	908-90B
44		0713 700 96	*Nipple, Reducer	1		CJ000001-	PF3/4XPF1
45		0517 080 25	*Bolt, Treatment (W/L.W, F.W)	3		CJ000001-	M8X25
46	#	0756 302 UA	*Valve Ass'y, Control	1		CJ000001-	Sh.No. 5-3
47		4072 713 00	*Elbow, 15	1		CJ000001-	
48		0760 710 16	*Ring, 0	2		CJ000001-	P14-90B
49		0710 204 03	*Plug	2		CJ000001-	
50	#	0756 012 UA	*Valve Ass'y, Control (Option)	1		CJ000001-	Sh.No. 5-3

Silverhorn.CO.UK

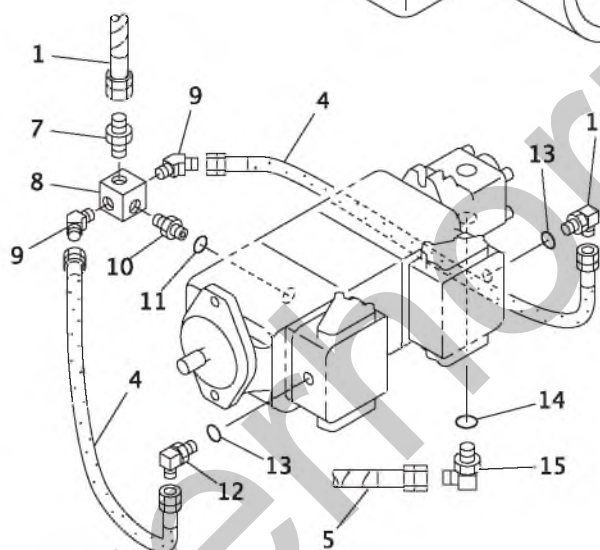
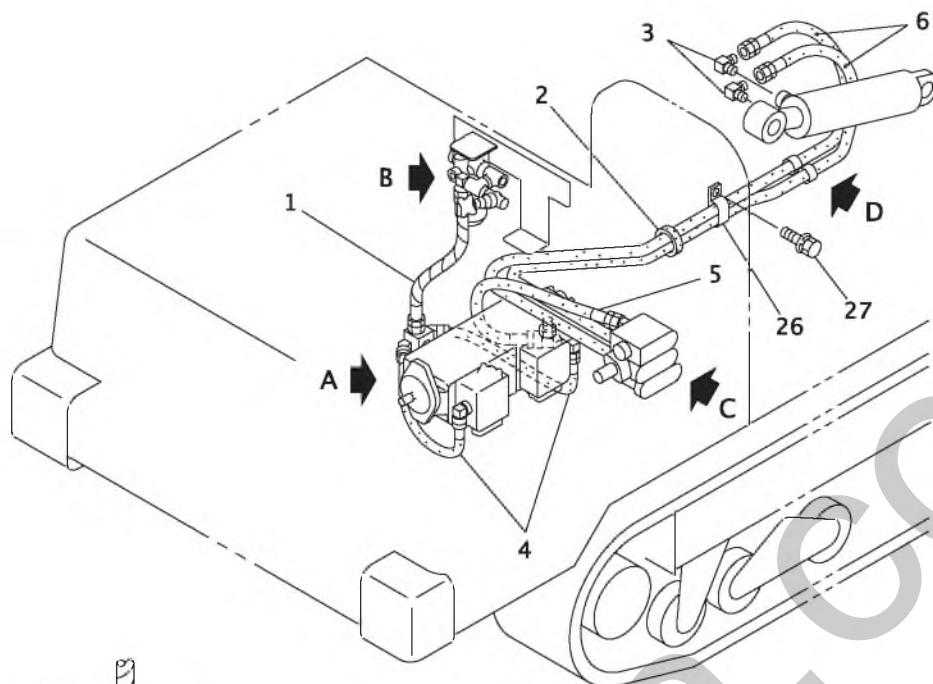
[Memo]

Silverhorn.CO.UK

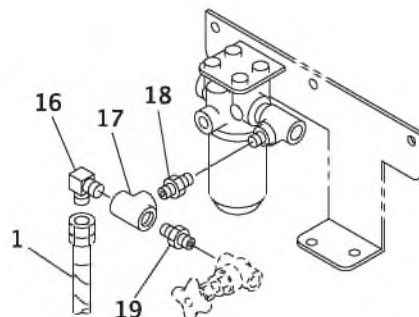


08-IC35-040200-1-0

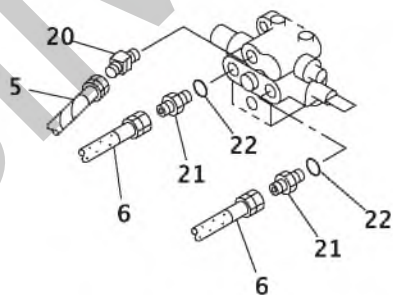
KEY No.	SU P.	PART No.	DESCRIPTION	Q'TY	CHAN	SERIAL No.	REMARKS
0	×	F341 857 00	Piping Ass'y, Traction	1		CJ000001-	
1		4070 612 05	*Hose Ass'y	1		CJ000001-	L=850
2		4070 612 02	*Hose Ass'y	1		CJ000001-	L=1200
3		4070 437 01	*Hose Ass'y	1		CJ000001-	L=1100
4		0760 710 16	*Ring, 0	2		CJ000001-	P14-90B
5		0713 700 03	*Adapter	2		CJ000001-	
6		0760 710 19	*Ring, 0	4		CJ000001-	P18-90B
7		0713 707 04	*Adapter	4		CJ000001-	
8		0760 310 14	*Ring, 0	8		CJ000001-	014-90B
9		D407 412 12	*Hose Ass'y	1		CJ000001-	L=590
10		4070 396 05	*Cover, Hose	3		CJ000001-	L=400
11		0760 319 10	*Ring, 0	4		CJ000001-	910-90B
12		D060 357 00	*Connector	1		CJ000001-	
13		D407 412 11	*Hose Ass'y	1		CJ000001-	L=670
14		0760 710 12	*Ring, 0	2		CJ000001-	P11-90B
15		0710 121 00	*Elbow, 45	2		CJ000001-	
16		4070 035 43	*Hose Ass'y	1		CJ000001-	L=1100
17		4070 035 97	*Hose Ass'y	1		CJ000001-	L=1300
18		4070 437 07	*Hose Ass'y	1		CJ000001-	L=1500
19		4070 396 06	*Cover, Hose	1		CJ000001-	L=580
20		D070 412 10	*Hose Ass'y	1		CJ000001-	L=660
21		D070 412 09	*Hose Ass'y	1		CJ000001-	L=770
22		D060 353 00	*Connector	3		CJ000001-	
23		0760 710 12	*Ring, 0	2		CJ000001-	P11-90B
24		4072 627 01	*Connector	2		CJ000001-	
25		0710 701 02	*Tee	2		CJ000001-	
26		0712 310 50	*Elbow	2		CJ000001-	
27		0712 310 30	*Adapter	2		CJ000001-	
28		0712 310 41	*Elbow, 45	2		CJ000001-	



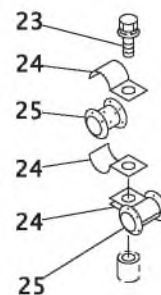
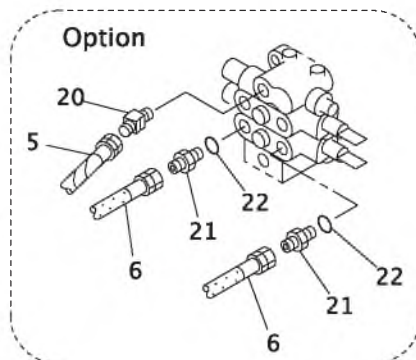
"A" 詳細
DETAIL



"B" 詳細
DETAIL



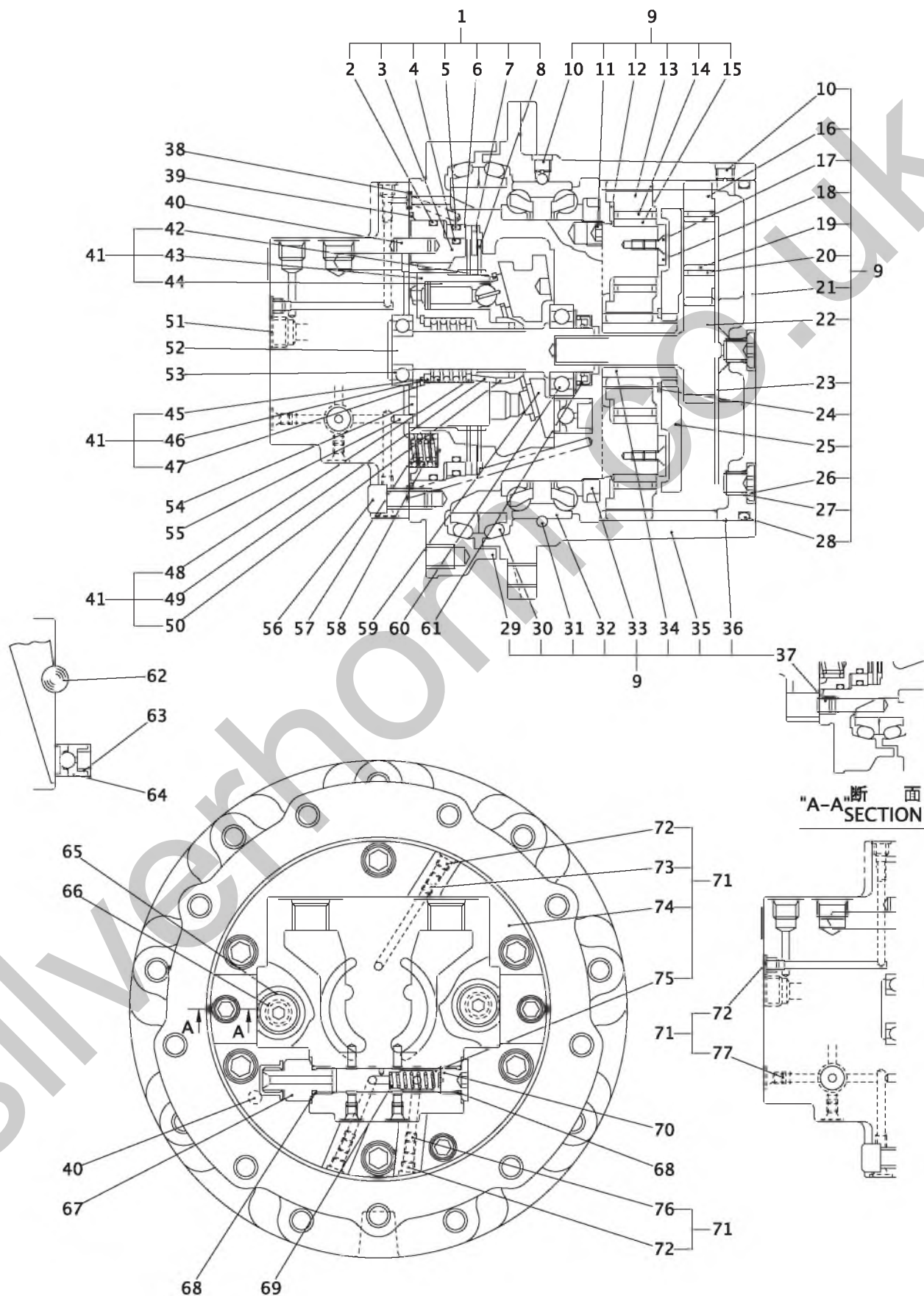
"C" 詳細
DETAIL



"D" 詳細
DETAIL

08-I033-040300-0

KEY No.	SU P.	PART No.	DESCRIPTION	Q'TY	CHAN	SERIAL No.	REMARKS
0	×	F341 857 00	Piping Ass'y, Pump Discharge & Dump	1		CJ000001-	
1		4070 013 18	*Hose Ass'y	1		CJ000001-	L=450
1-1		0790 000 02	*Tube, Spiral	1		CJ000001-	L=300
2		0910 943 02	*Grommet	1		CJ000001-	
3		0712 310 50	*Elbow	2		CJ000001-	
3-1		0710 206 02	*Plug	2		CJ000001-	Option
4		4070 035 73	*Hose Ass'y	2		CJ000001-	L=380
5		4070 476 14	*Hose Ass'y	1		CJ000001-	L=850
5-1		0790 000 02	*Tube, Spiral	1		CJ000001-	L=700
6		4070 000 09	*Hose Ass'y	2		CJ000001-	L=2350
7		0712 310 32	*Adapter	1		CJ000001-	
8		D065 058 00	*Manifold	1		CJ000001-	
9		0712 310 40	*Elbow, 45	2		CJ000001-	
10		0713 702 30	*Connector	1		CJ000001-	
11		0760 319 10	*Ring, 0	1		CJ000001-	910-90B
12		0710 150 05	*Elbow	2		CJ000001-	
13		0760 319 04	*Ring, 0	2		CJ000001-	904-90B
14		0760 710 19	*Ring, 0	1		CJ000001-	P18-90B
15		0710 113 44	*Elbow	1		CJ000001-	
16		0712 310 52	*Elbow	1		CJ000001-	
17		0710 701 04	*Tee	1		CJ000001-	
18		0710 601 04	*Nipple	1		CJ000001-	
19		0710 600 32	*Nipple, Reducer	1		CJ000001-	PT1/2XPT1/4
20		4072 713 00	*Elbow, 15	1		CJ000001-	
21		0713 700 77	*Adapter, Reducer	2		CJ000001-	PF1/4XPE3/8
22		0760 710 16	*Ring, 0	2		CJ000001-	P14-90B
23		0518 100 25	*Bolt, Treatment (W/L.W, F.W)	1		CJ000001-	M10X25 P=1.25
24		4080 171 00	*Clamp	4		CJ000001-	
25		4580 736 00	*Pad	2		CJ000001-	
26		4080 000 25	*Clamp	1		CJ000001-	
27		0518 100 16	*Bolt, Treatment (W/L.W, F.W)	1		CJ000001-	M10X16 P=1.25



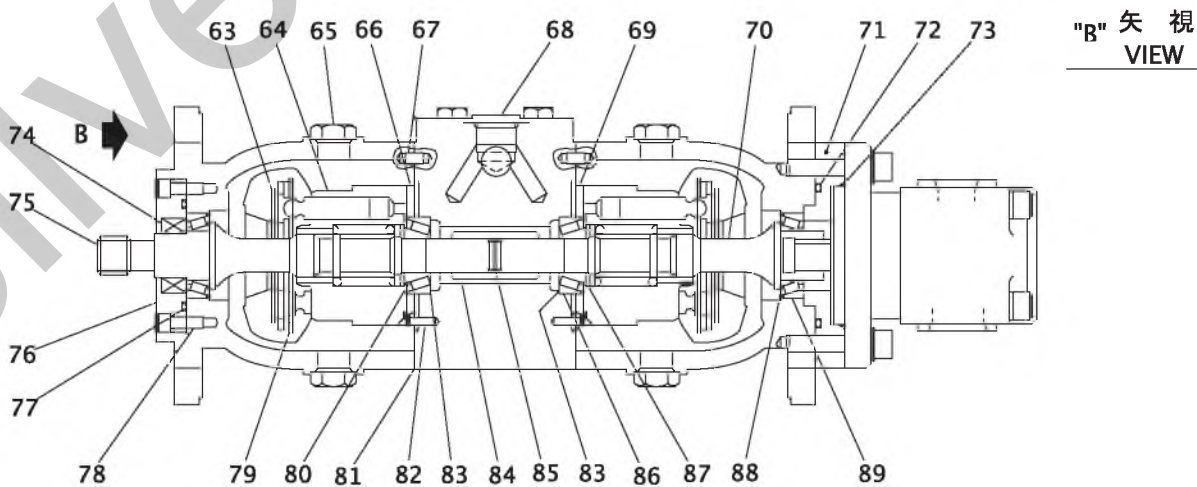
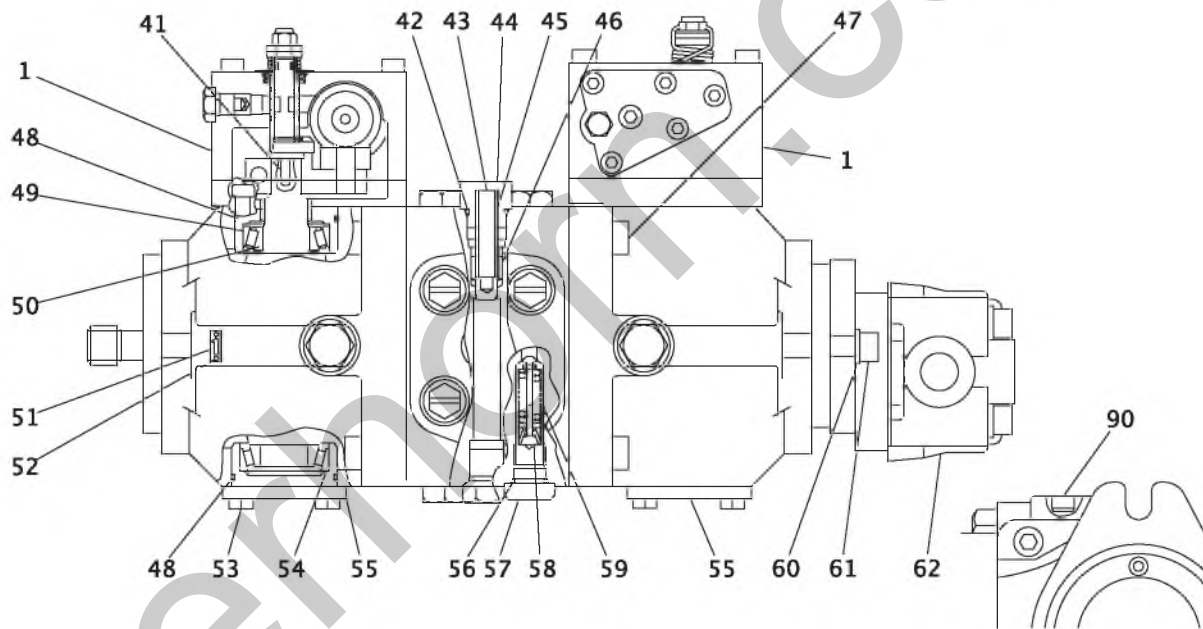
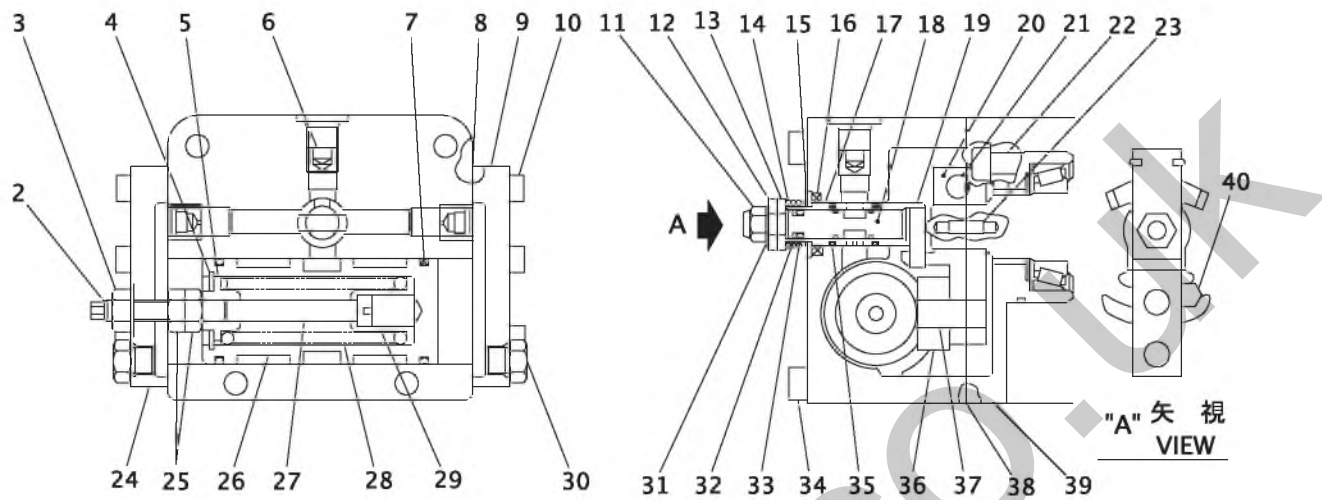
08-I033-050100-0

KEY No.	SU P.	PART No.	DESCRIPTION	Q'TY	CHAN	SERIAL No.	REMARKS
0		0781 133 UA	Motor Ass'y, Traction	2		CJ000001-	
1		0781 133 93	*Brake Ass'y	1		CJ000001-	
2		0760 716 45	**Ring, 0	1		CJ000001-	G145-90B
3		0757 606 46	**Piston, Brake	1		CJ000001-	
4		0760 716 25	**Ring, 0	1		CJ000001-	G125-90B
5		0760 716 35	**Ring, 0	1		CJ000001-	G135-90B
6		0757 606 61	**Collar	1		CJ000001-	
7		0757 606 60	**Plate, Friction	1		CJ000001-	
8		0757 606 47	**Plate, Disc	2		CJ000001-	
9		0781 133 91	*Reduction Gear Ass'y	1		CJ000001-	
10		0710 201 01	**Plug	2		CJ000001-	PT1/8
11		0781 133 02	**Plug	2		CJ000001-	
12		0781 133 07	**Washer, Thrust	4		CJ000001-	
13		0781 133 04	**Gear, Planetary (B)	4		CJ000001-	
14		0781 133 05	**Bearing	4		CJ000001-	
15		0781 133 06	**Race, Inner	4		CJ000001-	
16		0781 133 10	**Gear, Planetary (A)	3		CJ000001-	
17		0753 764 11	**Screw, Flat Head	4		CJ000001-	
18		0757 606 14	**Plate, Thrust	1		CJ000001-	
19		0781 133 11	**Race, Inner	3		CJ000001-	
20		0757 606 20	**Bearing	3		CJ000001-	
21		0781 133 16	**Cover	1		CJ000001-	
22		0781 133 12	**Gear, Drive	1		CJ000001-	
23		0781 133 13	**Plate, Thrust	AR		CJ000001-	t=1.8
23-1		0781 133 14	**Plate, Thrust	AR		CJ000001-	t=2.3
23-2		0781 133 15	**Plate, Thrust	AR		CJ000001-	t=2.8
24		0493 510 42	**Ring, Snap	1		CJ000001-	d=42
25		0781 133 09	**Holder	1		CJ000001-	
26		0753 764 53	**Plug	2		CJ000001-	
27		0760 710 12	**Ring, 0	2		CJ000001-	P11-90B
28		0760 716 90	**Ring, 0	1		CJ000001-	G190-90B
29		0781 133 01	**Flange	1		CJ000001-	
30		0753 713 05	**Seal, Floating	2		CJ000001-	
31		0609 016 10	**Ball, Steel	99		CJ000001-	d=1/4
32		0757 606 04	**Bearing	1		CJ000001-	
33		0753 713 11	**Nut, Ring	1		CJ000001-	
34		0781 133 08	**Gear, Sun	1		CJ000001-	
35		0781 133 03	**Housing	1		CJ000001-	
36		0757 606 29	**Wire	1		CJ000001-	
37		0710 200 14	**Plug	3		CJ000001-	PT 1/4
38		0760 710 07	*Ring, 0	4		CJ000001-	P7-90B
39		0760 212 58	*Ring, 0	1		CJ000001-	258-70B
40		0753 563 53	*Pin	4		CJ000001-	
41		0781 133 92	*Block Ass'y, Cylinder	1		CJ000001-	
42		0781 127 14	**Plate, Retainer	1		CJ000001-	

KEY No.	SU P.	PART No.	DESCRIPTION	Q'TY	CHAN	SERIAL No.	REMARKS
43		0757 606 36	**Block, Cylinder	1		CJ000001-	
44		0753 786 15	**Piston Ass'y	9		CJ000001-	
45		0493 500 37	**Ring, Snap	1		CJ000001-	d=37
46		0757 606 39	**Washer	1		CJ000001-	
47		0753 764 33	**Spring	1		CJ000001-	
48		0753 764 32	**Collar	1		CJ000001-	
49		0753 764 34	**Pin	3		CJ000001-	
50		0753 764 35	**Holder, Retainer	1		CJ000001-	
51		0710 200 10	*Plug	2		CJ000001-	PT3/8
52		0757 606 31	*Shaft	1		CJ000001-	
53		0753 764 41	*Bearing	1		CJ000001-	
54		0757 785 09	*Plate, Valve	1		CJ000001-	
55		0753 795 11	*Pin	1		CJ000001-	
56		0562 120 25	*Bolt, Socket Head	6		CJ000001-	M12X25
57		0757 606 63	*Spring	8		CJ000001-	
58		0757 606 50	*Spring	8		CJ000001-	
59		0757 606 34	*Plate, Swash	1		CJ000001-	
60		0757 606 32	*Bearing	1		CJ000001-	
61		0753 764 28	*Seal, Oil	1		CJ000001-	
62		0781 133 17	*Ball, Steel	2		CJ000001-	
63		0753 764 39	*Spring	2		CJ000001-	
64		0781 133 18	*Piston Ass'y	2		CJ000001-	
65		0753 764 53	*Plug	2		CJ000001-	
66		0760 710 12	*Ring, O	2		CJ000001-	P11-90B
67		0753 715 12	*Plug	1		CJ000001-	PF3/8
68		0760 710 16	*Ring, O	2		CJ000001-	P14-90B
69		0753 764 48	*Spring	1		CJ000001-	
70		0757 785 05	*Plug	1		CJ000001-	
71		0781 133 94	*Plate Ass'y, Base	1		CJ000001-	
72		0753 764 25	**Plug	4		CJ000001-	
73		0757 606 80	**Orifice	1		CJ000001-	
74		0781 133 19	**Plate, Base	1		CJ000001-	
75		0757 740 19	**Spool	1		CJ000001-	
76		0753 764 51	**Orifice	4		CJ000001-	
77		0752 054 32	**Plug	14		CJ000001-	

[Memo]

Silverhorn.CO.UK



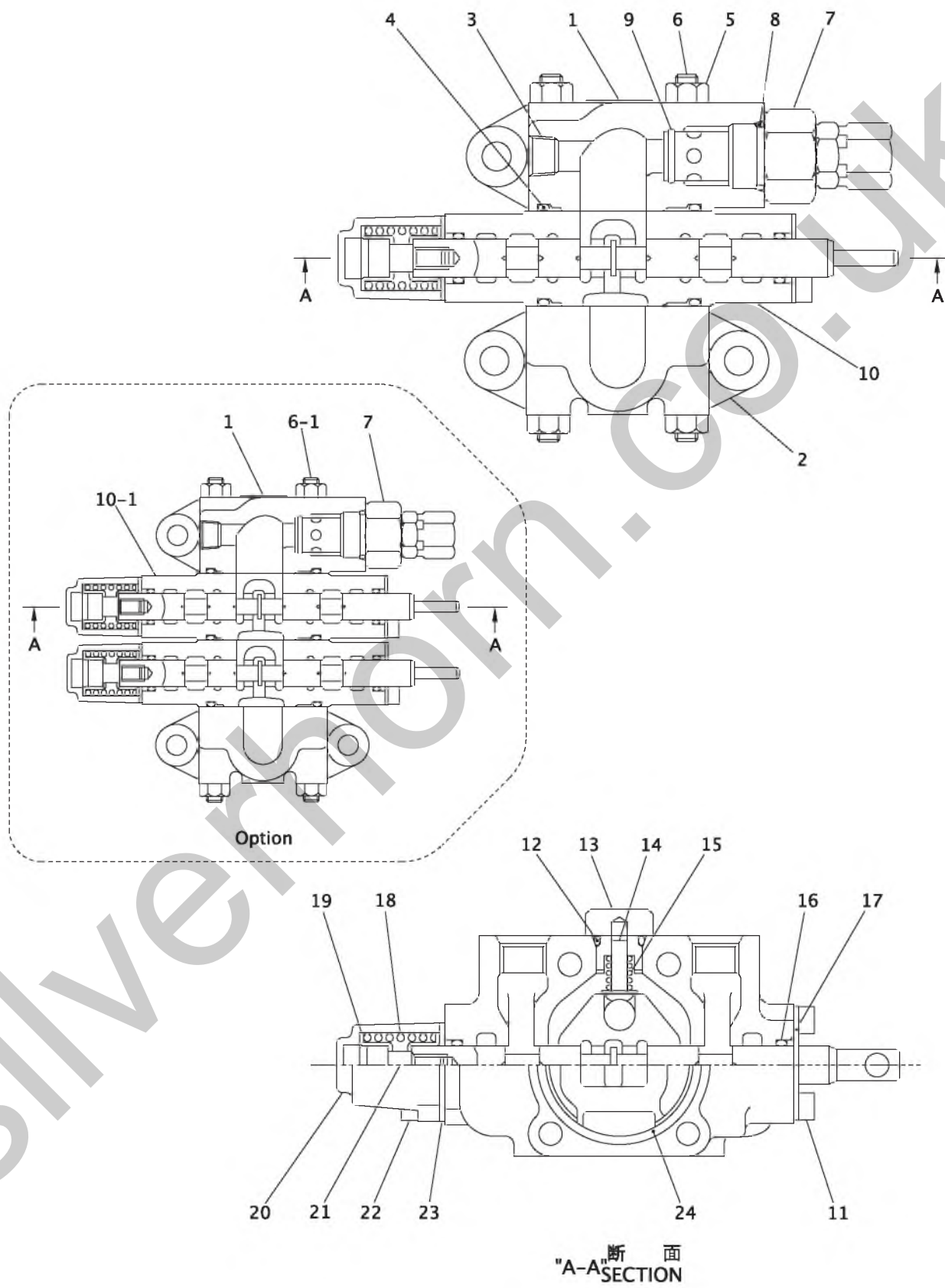
08-I033-050200-0

KEY No.	SU P.	PART No.	DESCRIPTION	Q'TY	CHAN	SERIAL No.	REMARKS
0		0780 074 UA	Pump Ass'y, Oil	1		CJ000001-	
1		0780 074 92	**MDC Control Ass'y	2		CJ000001-	
2		0780 074 13	**Tube	1		CJ000001-	
3		0780 074 43	**Nut, Seal	1		CJ000001-	
4		0493 500 28	**Ring, Snap	1		CJ000001-	d=28
5		0780 074 08	**Seat, Spring	1		CJ000001-	
6		0780 074 39	**Orifice	1		CJ000001-	
7		0756 336 10	**Ring, Piston	2		CJ000001-	
8		0756 336 34	**Gasket	2		CJ000001-	
9		0756 336 32	**Cover, Servo	1		CJ000001-	
10		0562 060 25	**Bolt, Socket Head	10		CJ000001-	M6X25
11		0756 336 30	**Nut	1		CJ000001-	
12		0756 336 28	**Handle	1		CJ000001-	
13		0756 336 27	**Bracket	1		CJ000001-	
14		0780 074 26	**Spring	1		CJ000001-	
15		0756 336 37	**Washer, Flat	1		CJ000001-	
16		0756 336 42	**Seal, Dust	1		CJ000001-	
17		0756 336 20	**Sleeve	1		CJ000001-	
18		0756 336 21	**Spool	1		CJ000001-	
19		0494 609 24	**Pin, Spring	1		CJ000001-	d=6X24
20		0780 074 19	**Arm, Servo	1		CJ000001-	
21		0562 080 25	**Bolt, Socket Head	1		CJ000001-	M8X25
22		0562 080 15	**Bolt, Socket Head	4		CJ000001-	M8X15
23		0750 004 32	**Pin	2		CJ000001-	
24		0780 074 33	**Cover, Servo	1		CJ000001-	
25		0584 080 00	**Nut, Treatment	2		CJ000001-	M8 P=1.0
26		0780 074 05	**Piston, Servo	1		CJ000001-	
27		0780 074 14	**Bolt	1		CJ000001-	
28		0756 336 06	**Spring	1		CJ000001-	
29		0780 074 07	**Seat, Spring	1		CJ000001-	
30		0756 336 35	**Plug	2		CJ000001-	
31		0756 336 29	**Washer, Flat	1		CJ000001-	
32		0756 336 24	**Ring, Back-up	1		CJ000001-	
33		0756 336 25	**Ring, O	1		CJ000001-	
34		0562 080 75	**Bolt, Socket Head	4		CJ000001-	M8X75
35		0756 336 23	**Ring, O	1		CJ000001-	
36		0756 336 15	**Block, Slider	1		CJ000001-	
37		0756 336 16	**Pin	1		CJ000001-	
38		0756 336 03	**Gasket	1		CJ000001-	
39		0756 336 02	**Plate, Spacer	1		CJ000001-	
40		0756 336 31	**Screw Hex. Head	1		CJ000001-	
41		0750 004 44	**Key	2		CJ000001-	
42		0760 329 10	**Ring, O	1		CJ000001-	910-90B
43		0750 004 58	**Shim	AR		CJ000001-	
44		0750 004 59	**Plug	1		CJ000001-	

KEY No.	SU P.	PART No.	DESCRIPTION	Q'TY	CHAN	SERIAL No.	REMARKS
45		0750 004 60	*Spring	1		CJ000001-	
46		0750 004 61	*Valve, Relief	1		CJ000001-	
47		0750 004 43	*Screw, Socket Head	8		CJ000001-	
48		0750 004 41	*Ring, O	4		CJ000001-	
49		0750 004 37	*Cone, Bearing	4		CJ000001-	
50		0750 004 36	*Cup, Bearing	4		CJ000001-	
51		0750 004 66	*Plate, Arrow	1		CJ000001-	
52		0750 004 67	*Screw	2		CJ000001-	
53		0555 080 15	*Bolt, Treatment	8		CJ000001-	M8X15
54		0750 004 38	*Shim	AR		CJ000001-	
55		0750 004 42	*Cover, Trunnion	2		CJ000001-	
56		0760 329 08	*Ring, O	4		CJ000001-	908-90B
57		0750 004 54	*Cap, Spring Seat	4		CJ000001-	
58		0750 004 56	*Valve Ass'y, Relief	4		CJ000001-	
59		0750 004 55	*Spring	4		CJ000001-	
60		0750 004 14	*Washer, Flat	2		CJ000001-	
61		0750 004 22	*Bolt, Socket Head	2		CJ000001-	
62		0780 074 91	*Pump Ass'y, Gear	1		CJ000001-	
63		0750 004 08	*Plate, Thrust	2		CJ000001-	
64		0750 004 09	*Kit, Cylinder Block	2		CJ000001-	
65		0750 004 10	*Plug	4		CJ000001-	
66		0750 004 11	*Plate, Valve	1		CJ000001-	
67		0750 004 12	*Pin, Straight	4		CJ000001-	
68		0750 004 15	*Plug	1		CJ000001-	
69		0750 004 18	*Plate, Valve	1		CJ000001-	
70		0750 004 19	*Shaft	1		CJ000001-	
71		0750 004 21	*Plate, Fitting	1		CJ000001-	
72	☆	0760 615 80	*Ring, O (G80-70B)	1		CJ000001-	0760 715 80
73		0760 310 42	*Ring, O	1		CJ000001-	P40-90B
74		0750 004 05	*Seal, Oil	1		CJ000001-	
75		0750 004 04	*Shaft	1		CJ000001-	
76		0750 004 28	*Cover, Seal	1		CJ000001-	
77	☆	0760 615 60	*Ring, O (G60-70B)	1		CJ000001-	0760 715 60
78		0562 060 20	*Bolt, Socket Head	4		CJ000001-	M6X20
79		0750 004 47	*Retainer	2		CJ000001-	
80		0750 004 49	*Spacer, Bearing	2		CJ000001-	
81		0750 004 31	*Gasket	2		CJ000001-	
82		0750 004 32	*Pin, Straight	2		CJ000001-	
83		0750 004 34	*Shim	AR		CJ000001-	
84		0750 004 17	*Coupling	1		CJ000001-	
85		0493 500 18	*Ring, Snap	1		CJ000001-	d=18
86		0750 004 33	*Cup, Bearing	2		CJ000001-	
87		0750 004 35	*Cone, Bearing	2		CJ000001-	
88		0750 004 26	*Cone, Bearing	2		CJ000001-	
89		0750 004 27	*Cup, Bearing	2		CJ000001-	

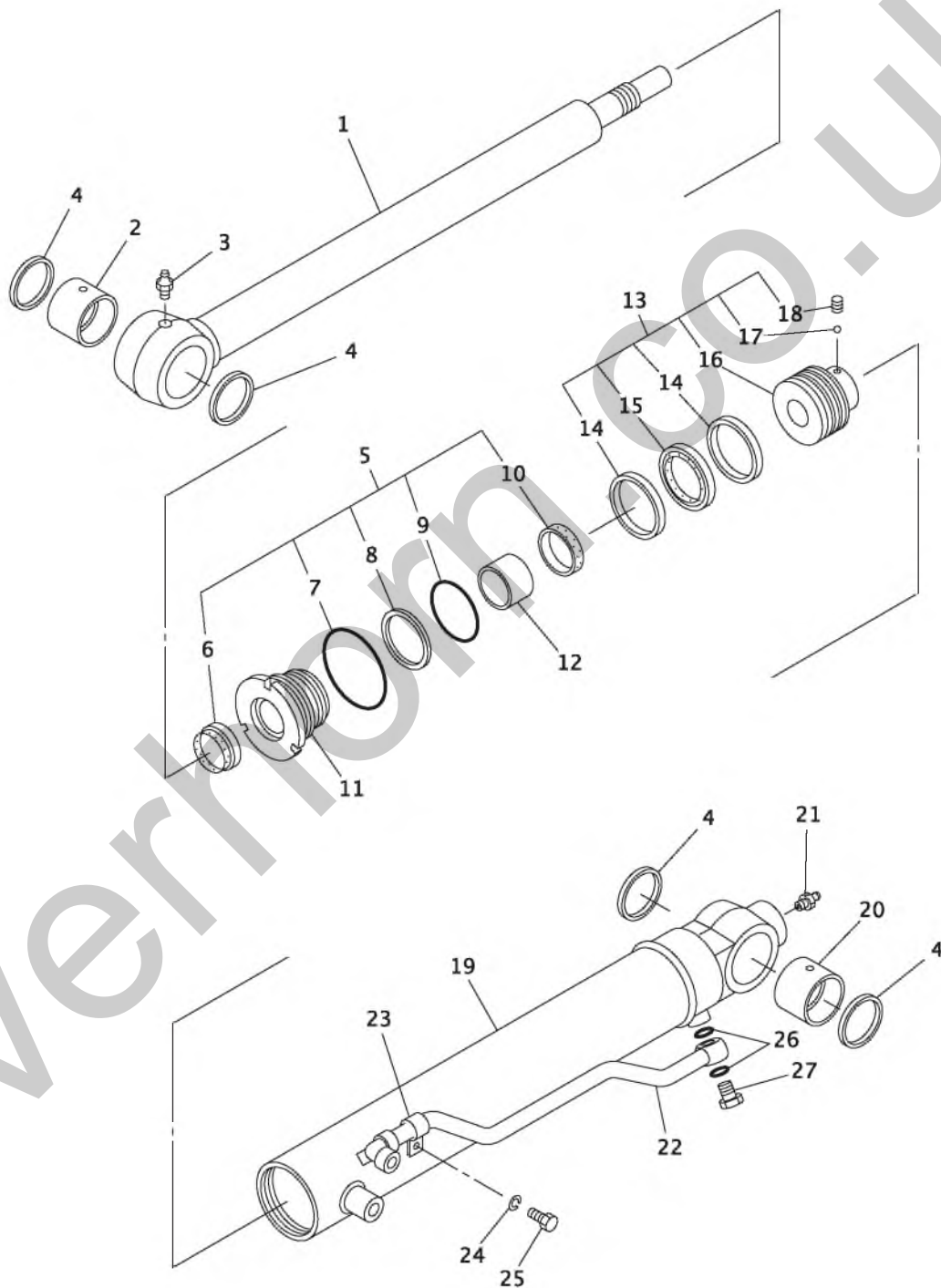
KEY No.	SU P.	PART No.	DESCRIPTION	Q'TY	CHAN	SERIAL No.	REMARKS
90		0710 200 14	*Plug	1		CJ000001-	

Silverhorn.CO.UK



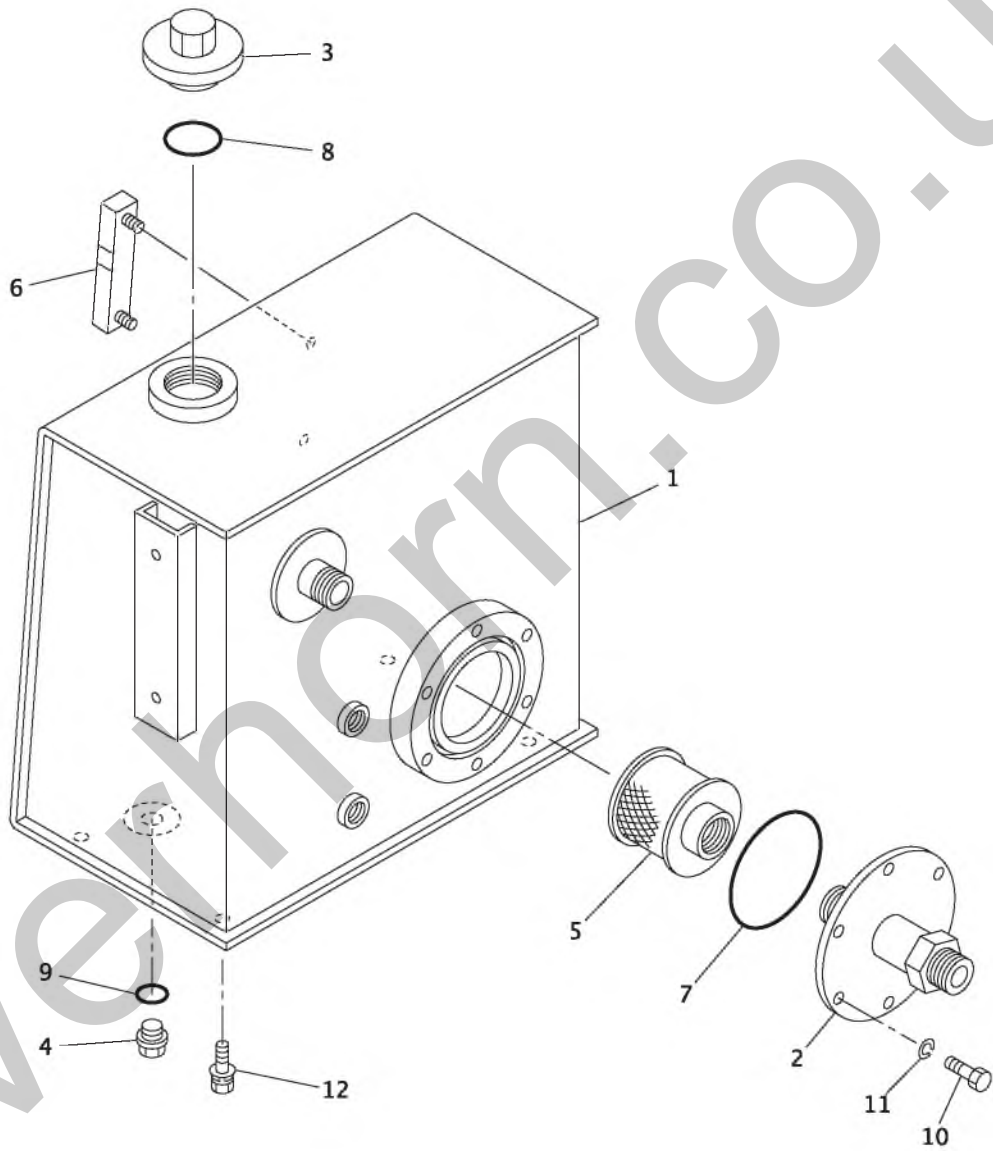
08-I033-050300-0

KEY No.	SU P.	PART No.	DESCRIPTION	Q'TY	CHAN	SERIAL No.	REMARKS
0		0756 302 UA	Valve Ass'y, Control	1		CJ000001-	
0-1		0756 012 UA	Valve Ass'y, Control	1		CJ000001-	Option
0-2	×	0756 864 01	**End Section Ass'y	1		CJ000001-	
1		0756 302 01	**Block, Inlet	1		CJ000001-	
2		0756 302 02	**Block, Outlet	1		CJ000001-	
3		0710 200 14	**Plug	1		CJ000001-	PT1/4
4		0760 715 55	**Ring, O	1		CJ000001-	G55-90B
5		0580 080 00	**Nut, Hex.	8		CJ000001-	M8
6		0756 302 03	**Bolt, Tie	4		CJ000001-	
6-1		0756 858 03	**Bolt, Tie	4		CJ000001-	Option
7		0756 302 91	**Valve Ass'y, Relief	1		CJ000001-	
8		0760 710 22	**Ring, O	1		CJ000001-	P22-90B
9		0756 526 51	**Ring, O	1		CJ000001-	
10		0756 302 92	**Control Ass'y	1		CJ000001-	
10-1		0756 302 92	**Control Ass'y	2		CJ000001-	Option
11		0562 060 15	**Bolt, Socket Head	2		CJ000001-	M6X15
12		0760 710 16	**Ring, O	1		CJ000001-	P14-90B
13		0756 550 21	**Retainer, Valve	1		CJ000001-	
14		0756 550 22	**Valve, Check	1		CJ000001-	
15		0756 756 26	**Spring	1		CJ000001-	
16		0756 302 05	**Ring, O	2		CJ000001-	
17		0756 302 06	**Wiper, Dust	2		CJ000001-	
18		0756 302 08	**Spring	1		CJ000001-	
19		0756 302 09	**Retainer, Spring	2		CJ000001-	
20		0756 302 11	**Cap	1		CJ000001-	
21		0756 302 10	**End, Spool	1		CJ000001-	
22		0562 060 20	**Bolt, Socket Head	2		CJ000001-	M6X20
23		0756 302 07	**Retainer, Seal	3		CJ000001-	
24		0760 715 55	**Ring, O	1		CJ000001-	G55-90B



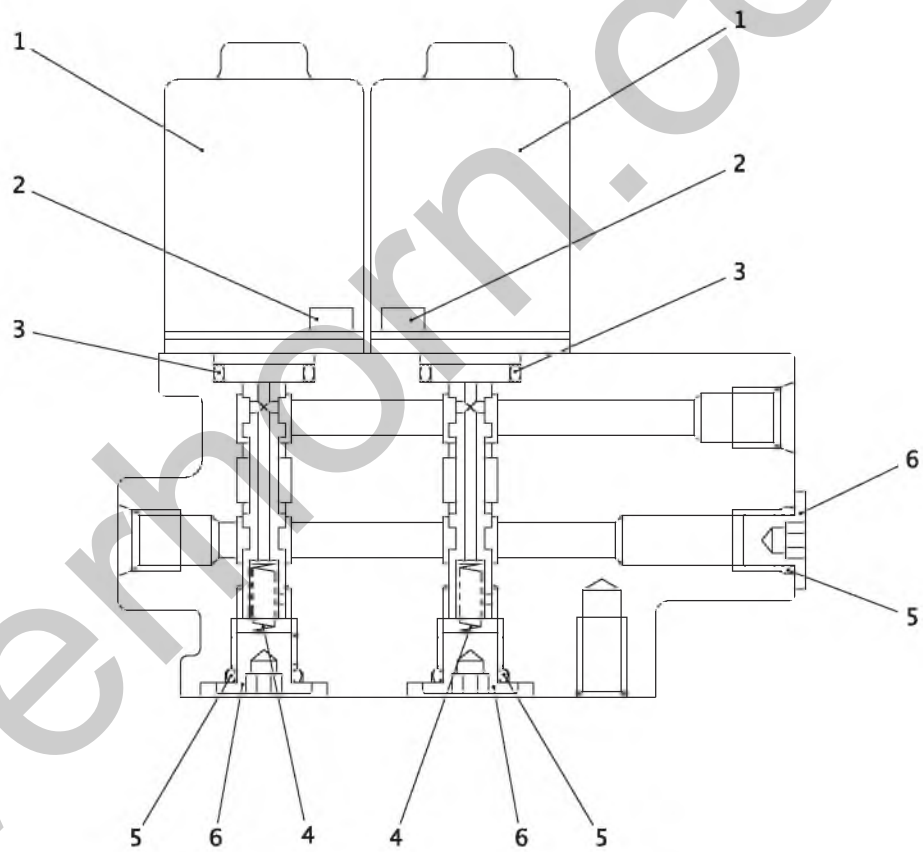
08-IC35-050400-1-0

KEY No.	SU P.	PART No.	DESCRIPTION	Q'TY	CHAN	SERIAL No.	REMARKS
0		0782 476 UA	Cylinder Ass'y, Dump	1		CJ000001-	
1		0782 476 02	*Rod Ass'y, Piston	1		CJ000001-	
2		0752 345 20	**Bushing	1		CJ000001-	
3		0728 111 15	**Nipple, Grease	1		CJ000001-	PT1/8
4		0751 796 24	*Seal, Dust	4		CJ000001-	
5		0782 476 91	*Kit, Seal	1		CJ000001-	
6		0758 697 06	**Ring, Wiper	1		CJ000001-	
7		0760 715 80	**Ring, O	1		CJ000001-	G80-90B
8		0782 399 05	**Ring, Back-up	1		CJ000001-	
9		0760 715 75	**Ring, O	1		CJ000001-	G75-90B
10		0752 737 05	**Ring, U	1		CJ000001-	
11		0782 476 03	*Head, Cylinder	1		CJ000001-	
12		0782 396 13	*Bushing	1		CJ000001-	
13		0782 401 93	*Piston Ass'y	1		CJ000001-	
14		0782 399 12	**Ring, Slide	2		CJ000001-	
15		0752 941 06	**Ring Ass'y, Seal	1		CJ000001-	
16	×	0782 401 04	**Piston	1		CJ000001-	
17		0751 901 25	**Ball, Steel	1		CJ000001-	d=7/32
18		0561 080 08	**Screw, Set	1		CJ000001-	M8X8
19	△	0782 476 01	*Tube Ass'y, Cylinder	1		CJ000001-	
20		0752 345 20	**Bushing	1		CJ000001-	
21		0728 111 15	**Nipple, Grease	1		CJ000001-	PT1/8
22		0782 476 04	*Pipe Ass'y	1		CJ000001-	
23		0782 476 08	*Clamp	1		CJ000001-	
24		0782 476 07	*Washer	1		CJ000001-	
25		0782 476 06	*Bolt, Set	1		CJ000001-	
26		0760 710 17	*Ring, O	2		CJ000001-	P15-90B
27		0782 476 05	*Plug	1		CJ000001-	



08-1033-050500-0

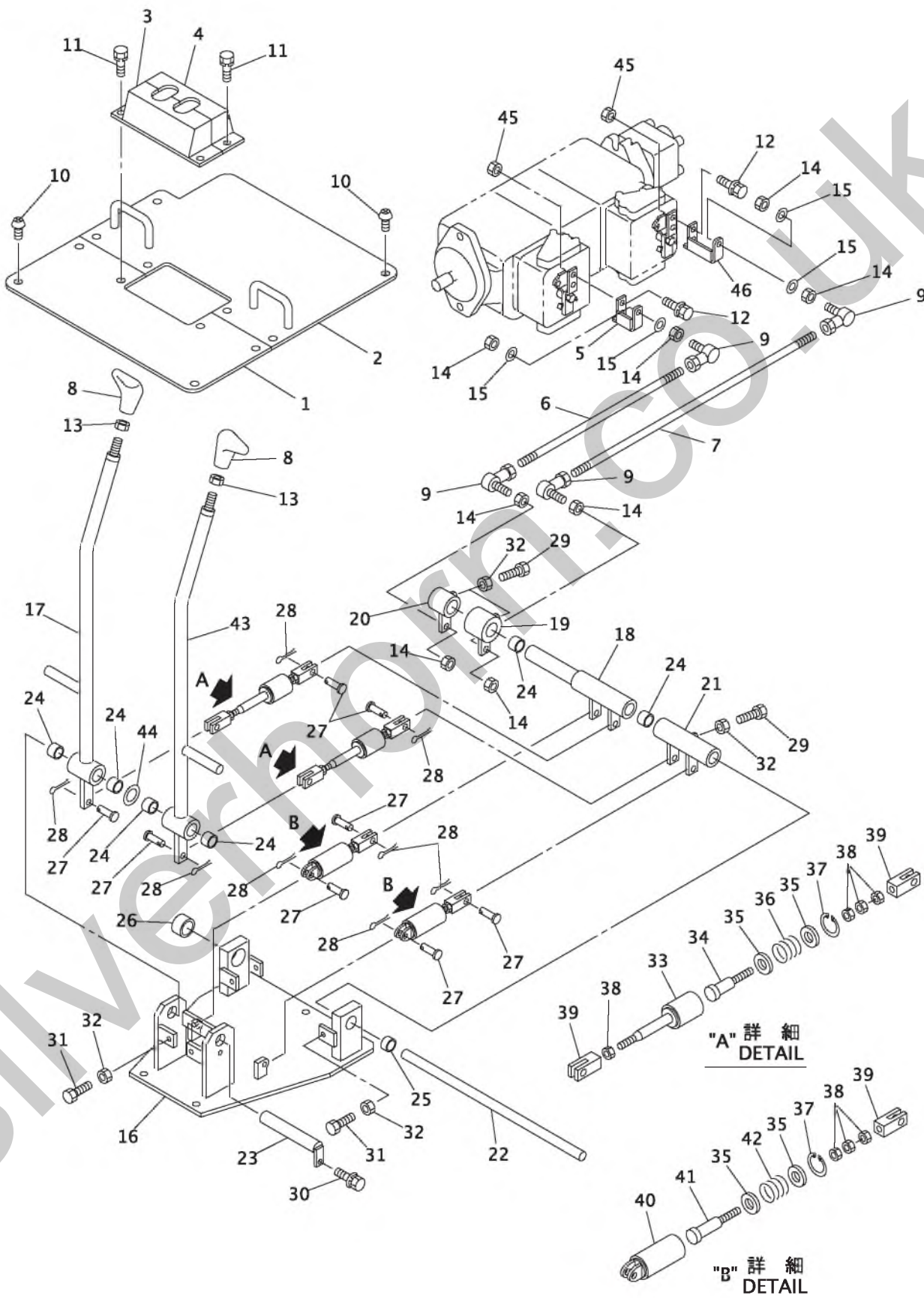
KEY No.	SU P.	PART No.	DESCRIPTION	Q'TY	CHAN	SERIAL No.	REMARKS
0	×	F341 379 00	Tank Ass'y, Hydraulic Oil	1		CJ000001-	
1		D284 126 00	*Tank, Hydraulic Oil	1		CJ000001-	
2		D285 684 00	*Tube	1		CJ000001-	
3		4060 021 00	*Plug	1		CJ000001-	
4		4077 036 00	*Plug, Drain	1		CJ000001-	
5		0759 103 UA	*Strainer, Suction	1		CJ000001-	
6		4079 000 00	*Gauge, Level	1		CJ000001-	
7		0760 716 05	*Ring, 0	1		CJ000001-	G105-90B
8		0760 710 45	*Ring, 0	1		CJ000001-	P44-90B
9		0760 312 11	*Ring, 0	1		CJ000001-	211-90B
10		0514 100 20	*Bolt, Treatment	6		CJ000001-	M10X20 P=1.25
11		0590 100 00	*Washer, Lock	6		CJ000001-	M10
12		0518 120 20	*Bolt, Treatment (W/L.W, F.W)	4		CJ000001-	M12X20 P=1.25



08-1033-050600-0

KEY No.	SU P.	PART No.	DESCRIPTION	Q'TY	CHAN	SERIAL No.	REMARKS
0		0785 101 UA	Valve Ass'y, Solenoid	1		CJ000001-	
1		0756 308 01	*Solenoid	2		CJ000001-	
2		0562 050 12	*Bolt, Socket Head	4		CJ000001-	M5X12
3	☆	0760 610 18	*Ring, O (P16-70B)	2		CJ000001-	076 0710 18
4		0785 101 01	*Spring	2		CJ000001-	
5		0760 710 12	*Ring, O	3		CJ000001-	P11-90B
6		0785 101 02	*Plug	3		CJ000001-	PF1/4

Silverhorn.CO.UK



08-I033-060100-0

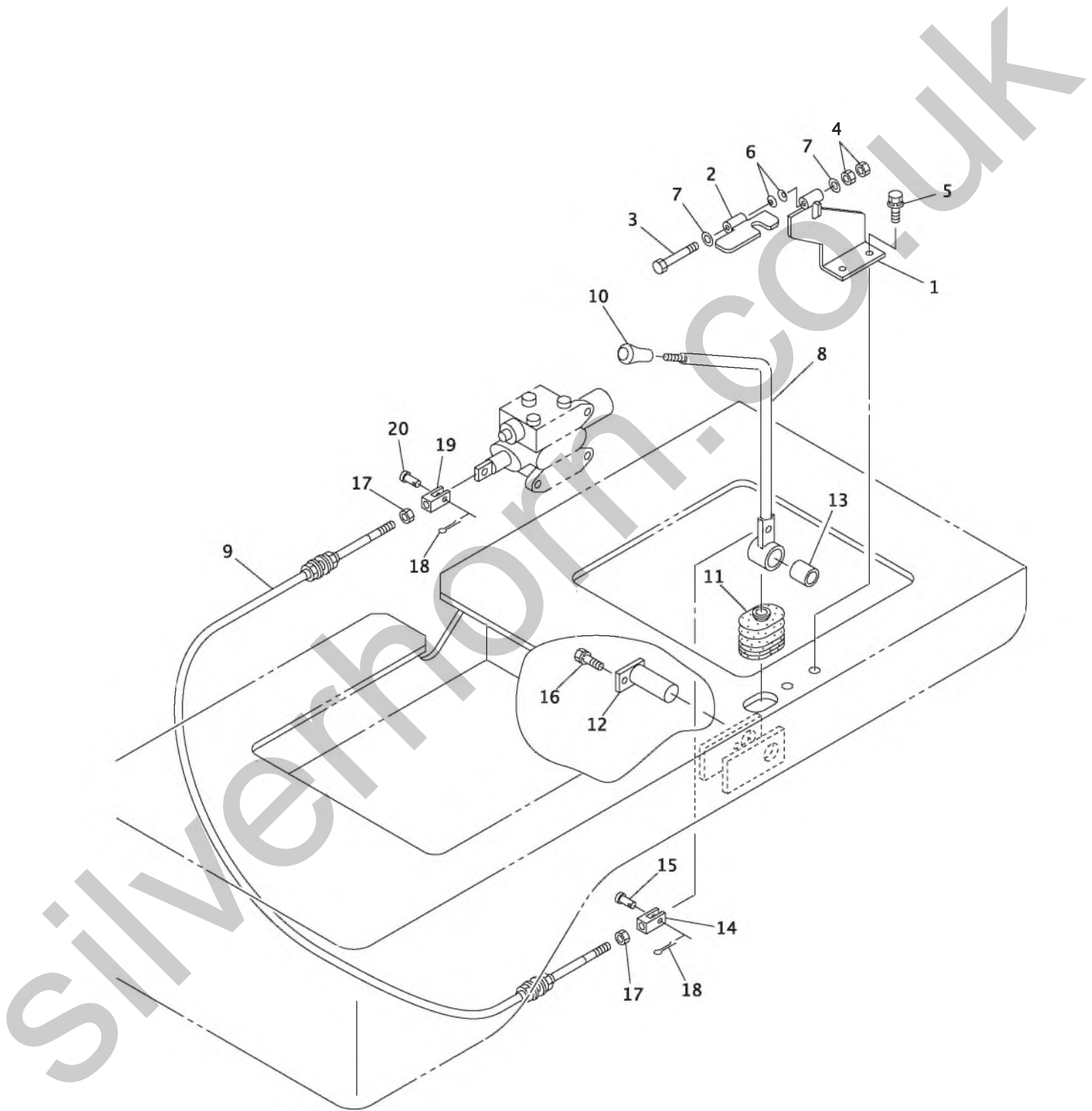
KEY No.	SU P.	PART No.	DESCRIPTION	Q'TY	CHAN	SERIAL No.	REMARKS
0	×	F361 230 00	Lever Ass'y, Traction	1		CJ000001- CJ000098	
0	×	F361 349 00	Lever Ass'y, Traction	1		CJ000099-	
1		D456 718 00	*Cover	1		CJ000001- CJ000098	
1		D457 552 00	*Cover	1	×	CJ000099-	
2		D456 719 00	*Cover	1		CJ000001-	
3		4458 122 99	*Cover	1		CJ000001-	
4		4458 122 98	*Cover	1		CJ000001-	
5		D495 635 00	*Lever	1		CJ000001-	
6		4020 883 16	*Rod	1		CJ000001-	L=375
7		4020 883 15	*Rod	1		CJ000001-	L=605
8		0690 283 72	*Grip	2		CJ000001-	
9		0651 011 08	*End, Rod	4		CJ000001-	
10		4004 281 01	*Bolt, Button Head	8		CJ000001-	M10X20 P=1.5
11		0517 080 16	*Bolt, Treatment (W/L.W, F.W)	4		CJ000001-	M8X16
12		0518 100 20	*Bolt, Treatment (W/L.W, F.W)	2		CJ000001-	M10X20 P=1.25
13		0549 140 00	*Nut, Half	2		CJ000001-	M14 P=1.25
14		0544 080 00	*Nut, Hex.	8		CJ000001-	M8
15		0593 080 00	*Washer, Flat	4		CJ000001-	M8
16		D416 107 00	*Bracket	1		CJ000001-	
17		D495 558 00	*Lever (For Traction Alarm)	1		CJ000001-	
17-1		D495 603 00	*Lever	1		CJ000001-	Option
18		D495 559 00	*Lever	1		CJ000001-	
19		D495 560 00	*Lever	1		CJ000001-	
20		D495 561 00	*Lever	1		CJ000001-	
21		D495 562 00	*Lever	1		CJ000001-	
22		D010 068 00	*Pin	1		CJ000001-	
23		4017 354 00	*Pin, Wing	1		CJ000001-	
24		0618 120 20	*Bushing	6		CJ000001-	
25		0618 120 15	*Bushing	1		CJ000001-	
26		0618 130 15	*Bushing	1		CJ000001-	
27		D013 060 00	*Pin, Head	8		CJ000001-	
28		0599 010 15	*Pin, Cotter	8		CJ000001-	d=1.6X15
29		0513 080 30	*Bolt, Treatment	3		CJ000001-	M8X30
30		0517 080 16	*Bolt, Treatment (W/L.W, F.W)	1		CJ000001-	M8X16
31		0551 080 25	*Bolt, Hex.	8		CJ000001-	M8X25
32		0544 080 00	*Nut, Hex.	11		CJ000001-	M8
33		D450 020 00	*Case	2		CJ000001-	
34		4020 821 00	*Rod	2		CJ000001-	
35		4006 538 00	*Washer, Flat	8		CJ000001-	
36		4170 332 00	*Spring	2		CJ000001-	
37		0493 540 28	*Ring, Snap	4		CJ000001-	d=28
38		0544 080 00	*Nut, Hex.	14		CJ000001-	M8
39		D021 019 01	*Clevis	6		CJ000001-	

KEY No.	SU P.	PART No.	DESCRIPTION	Q'TY	CHAN	SERIAL No.	REMARKS
40		4450 690 00	*Case	2		CJ000001-	
41		4020 820 00	*Rod	2		CJ000001-	
42		4170 330 00	*Spring	2		CJ000001-	
43		D495 557 00	*Lever (For Traction Alarm)	1		CJ000001-	
43-1		D495 556 00	*Lever	1		CJ000001-	Option
44		4006 373 00	*Washer, Thrust	1		CJ000001-	
45		0545 100 00	*Nut, Hex.	4		CJ000001-	M10 P=1.25
46		D495 634 00	*Lever	1		CJ000001-	

Silverhorn.CO.UK

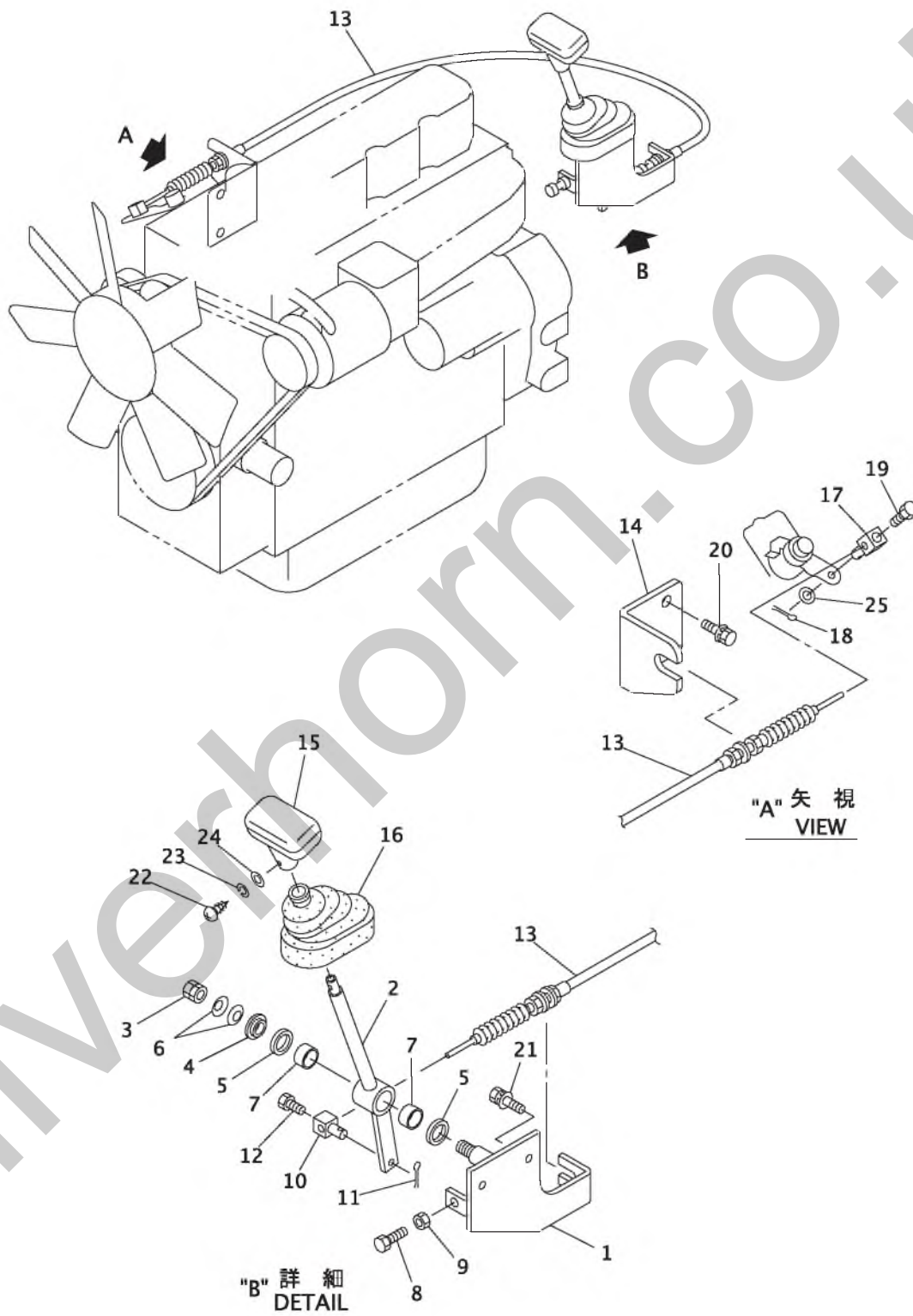
[Memo]

Silverhorn.CO.UK



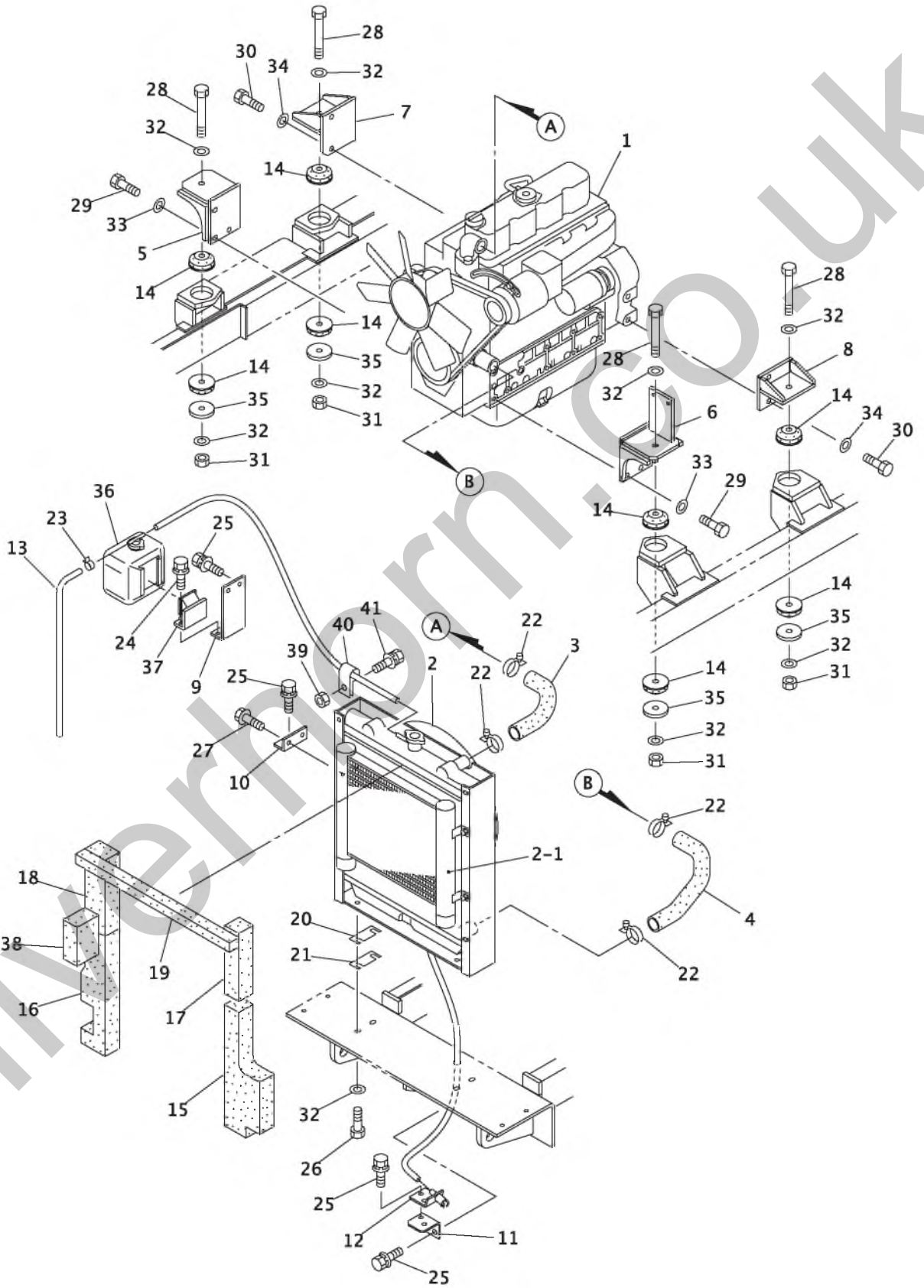
08-I033-060200-0

KEY No.	SU P.	PART No.	DESCRIPTION	Q'TY	CHAN	SERIAL No.	REMARKS
0	×	F361 230 00	Lever Ass'y, Dump	1		CJ000001- CJ000098	
0	×	F361 349 00	Lever Ass'y, Dump	1		CJ000099-	
1		D416 143 00	*Bracket	1		CJ000001-	
2		D416 144 00	*Bracket	1		CJ000001-	
3		0550 080 80	*Bolt, Hex.	1		CJ000001-	M8X80
4		0580 080 00	*Nut, Hex.	2		CJ000001-	M8
5		0517 080 20	*Bolt, Treatment (W/L.W, F.W)	2		CJ000001-	M8X20
6		0591 080 00	*Washer, Conical Spring	2		CJ000001-	M8
7		0593 080 00	*Washer, Flat	2		CJ000001-	M8
8		D495 568 00	*Lever	1		CJ000001-	
9		4102 002 11	*Cable, Control	1		CJ000001-	L=1700
10		0690 283 35	*Grip	1		CJ000001-	
11		4181 014 00	*Boot	1		CJ000001-	
12		4017 343 00	*Pin, Wing	1		CJ000001-	
13		0618 120 20	*Bushing	1		CJ000001-	
14		D021 018 02	*Clevis	1		CJ000001-	
15		D013 065 00	*Pin, Head	1		CJ000001-	
16		0519 080 12	*Bolt, Treatment (W/L.W)	1		CJ000001-	M8X12
17		0580 060 00	*Nut, Hex.	2		CJ000001-	M6
18		0599 010 15	*Pin, Cotter	2		CJ000001-	d=1.6X15
19		D021 037 01	*Clevis	1		CJ000001-	
20		D013 060 00	*Pin, Head	1		CJ000001-	



08-I033-060300-0

KEY No.	SU P.	PART No.	DESCRIPTION	Q'TY	CHAN	SERIAL No.	REMARKS
0	×	F360 932 00	Control Ass'y, Engine	1		CJ000001-* * *	
0	×	F361 330 00	Control Ass'y, Engine	1		* * *-	
1		D416 207 00	*Bracket	1		CJ000001-	
2		D495 574 00	*Lever	1		CJ000001-	
3		D005 002 00	*Nut, Lock	1		CJ000001-	M12
4		D042 008 00	*Coller	1		CJ000001-	
5		D006 005 00	*Washer	2		CJ000001-	
6		0591 120 00	*Spring, Conical	2		CJ000001-	
7		0618 120 15	*Bushing	2		CJ000001-	
8		0551 080 40	*Bolt, Hex.	2		CJ000001-	M8X40
9		0580 080 00	*Nut, Hex.	2		CJ000001-	M8
10		4019 463 00	*Pin	1		CJ000001-	
11		0599 010 15	*Pin, Cotter	1		CJ000001-	d=1.6X15
12		0513 050 10	*Bolt, Treatment	1		CJ000001-	M5X10
13		0690 511 20	*Cable, Control	1		CJ000001-	L=1350
14		D416 240 00	*Bracket	1		CJ000001-	
15		0690 283 45	*Grip	1		CJ000001-	
16		4181 013 00	*Boot	1		CJ000001-	
17		4019 463 00	*Pin	1		CJ000001-	
18		0599 010 15	*Pin, Cotter	1		CJ000001-	d=1.6X15
19		0513 050 10	*Bolt, Treatment	1		CJ000001-	M5X10
20		0517 060 20	*Bolt, Treatment (W/L.W, F.W)	2		CJ000001-	M6X20
21		0517 080 20	*Bolt, Treatment (W/L.W, F.W)	2		CJ000001-	M8X20
22		0455 040 10	*Screw, Tapping	1		CJ000001-	M4X10
23		0590 040 00	*Washer, Lock	1		CJ000001-	M4
24		0593 040 00	*Washer, Flat	1		CJ000001-	M4
25		0593 060 00	*Washer, Flat	1		CJ000001-	M6



08-IC35-070100-1-1

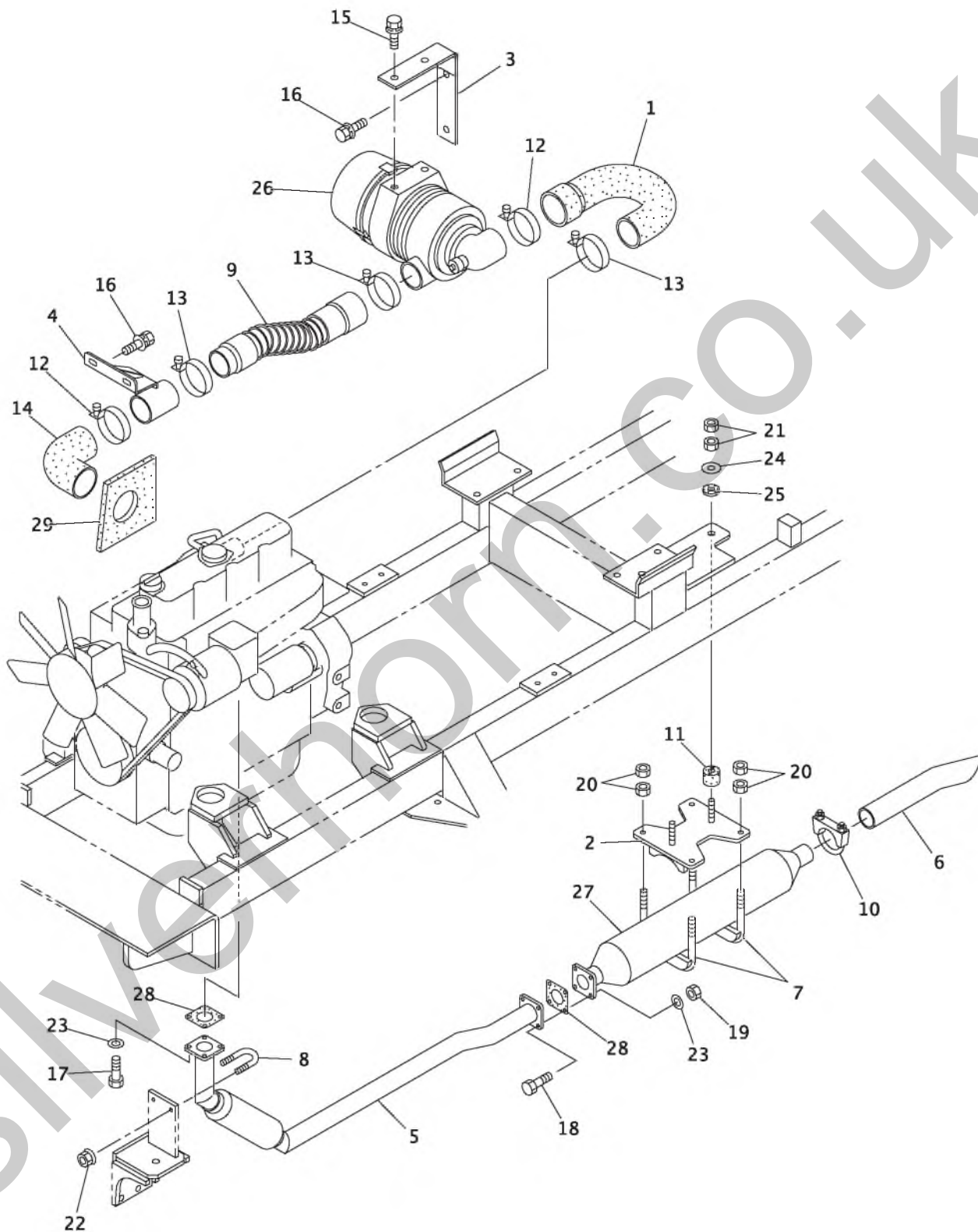
KEY No.	SU P.	PART No.	DESCRIPTION	Q'TY	CHAN	SERIAL No.	REMARKS
0	×	F330 529 00	Engine & Accessories	1		CJ000001- CJ000098	
0	×	F330 578 00	Engine & Accessories	1		CJ000099-	
1		0676 186 UA	*Engine Ass'y	1		CJ000001-	KUBOTA_V2403 -M-DI
2		0668 580 UA	*Radiator Ass'y	1		CJ000001-	
2-1		0668 580 02	**Cooler Ass'y, Oil	1		CJ000001-	
3		0775 551 43	*Hose, Radiator (Upper)	1		CJ000001-	
4		0775 551 44	*Hose, Radiator (Lower)	1		CJ000001-	
5		D416 184 00	*Bracket	1		CJ000001-	
6		D416 185 00	*Bracket	1		CJ000001-	
7		D416 186 00	*Bracket	1		CJ000001-	
8		D416 187 00	*Bracket	1		CJ000001-	
9		D416 235 00	*Bracket	1		CJ000001-	
10		D416 237 00	*Bracket	1		CJ000001-	
11		D416 500 00	*Bracket	1		CJ000001-	
12		0668 551 UA	*Cock	1		CJ000001-	
13		0779 002 97	*Hose	1		CJ000001-	L=700
14		0910 931 07	*Rubber, Cushion	8		CJ000001-	
15		D468 205 00	*Panel, Sponge	1		CJ000001- CJ000098	
15		D493 048 00	*Panel, Sponge	1		CJ000099-	
16		D468 206 00	*Panel, Sponge	1		CJ000001-	
17		D468 207 00	*Panel, Sponge	1		CJ000001-	
18		D468 208 00	*Panel, Sponge	1		CJ000001-	
19		D468 209 00	*Panel, Sponge	1		CJ000001-	
20		D007 122 01	*Shim	AR		CJ000001-	t=1.6
21		D007 122 02	*Shim	AR		CJ000001-	t=2.3
22		0690 078 08	*Clamp, Hose	4		CJ000001-	
23		0690 081 91	*Clamp, Hose	1		CJ000001-	
24		0517 080 30	*Bolt, Treatment (W/L.W, F.W)	2		CJ000001-	M8X30
25		0518 100 25	*Bolt, Treatment (W/L.W, F.W)	7		CJ000001-	M10X25 P=1.25
26		0550 100 35	*Bolt, Hex.	4		CJ000001-	M10X35
27		0550 100 25	*Bolt, Hex.	2		CJ000001-	M10X25
28		0514 101 00	*Bolt, Treatment	4		CJ000001-	M10X100 P=1.25
29		0558 120 30	*Bolt, Treatment	6		CJ000001-	M12X30 P=1.25
30		0558 140 30	*Bolt, Treatment	4		CJ000001-	M14X30 P=1.5
31		0535 100 00	*Nut, Treatment	4		CJ000001-	M10
32		0595 100 00	*Washer, Treatment	12		CJ000001-	M10
33		0595 120 00	*Washer, Treatment	6		CJ000001-	M12
34		0595 140 00	*Washer, Treatment	4		CJ000001-	M14
35		D006 071 00	*Washer	4		CJ000001-	
36		K1G642-72401	*Tank, Reserve (W/Engine)	1		CJ000001-	
37		K15527-72461	*Bracket (W/Engine)	1		CJ000001-	

KEY No.	SU P.	PART No.	DESCRIPTION	Q'TY	CHAN	SERIAL No.	REMARKS
38		D468 335 00	*Panel, Sponge	1		CJ000001-	
39		0524 100 00	*Nut, Treatment (W/F.W)	1		CJ000075-	M10 P=1.25
40		4080 000 08	*Clamp, Hose	1		CJ000075-	
41		0518 100 20	*Bolt, Treatment (W/L.W, F.W)	1		CJ000075-	M10X20 P=1.25

Silverhorn.CO.UK

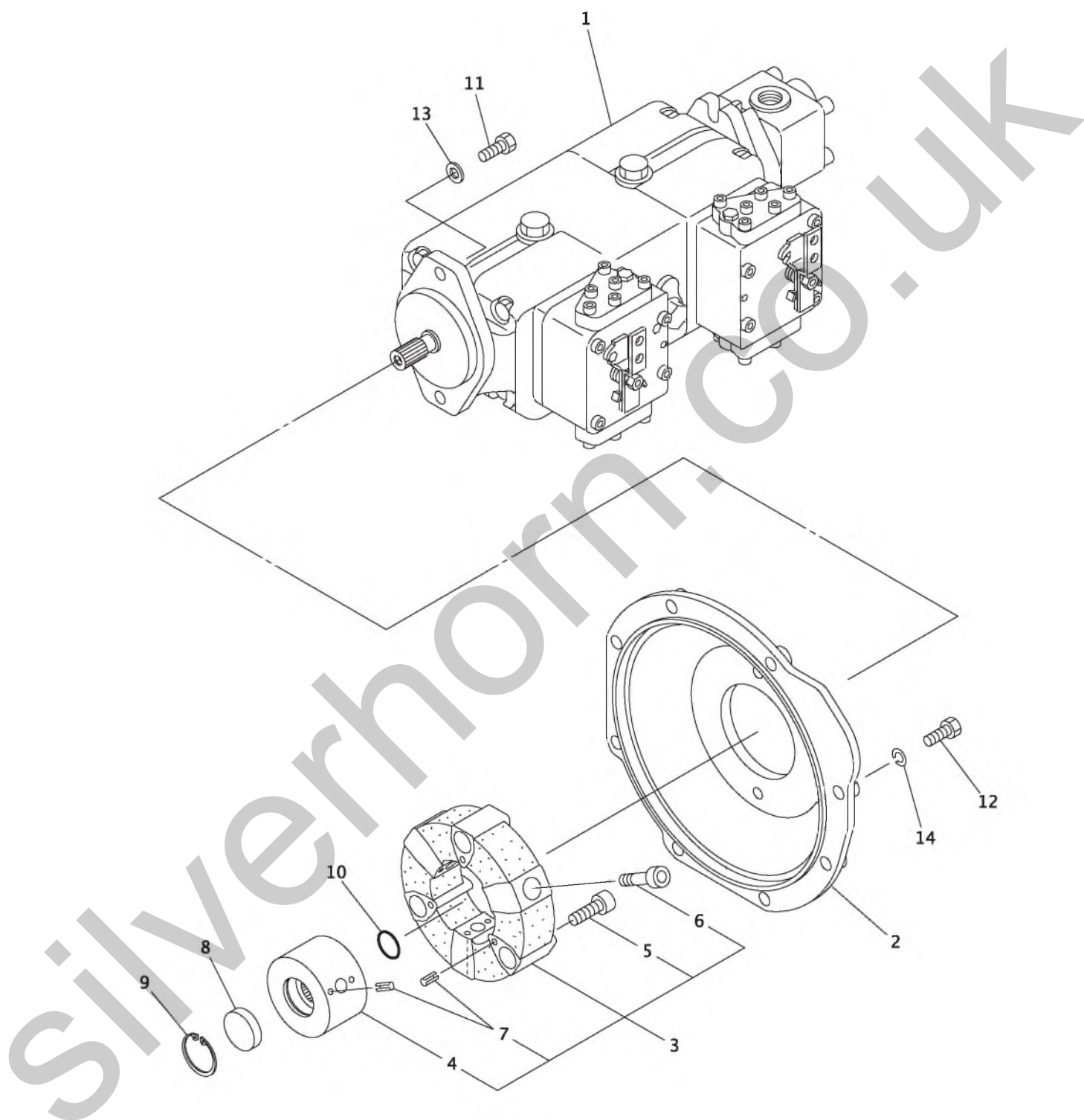
[Memo]

Silverhorn.CO.UK



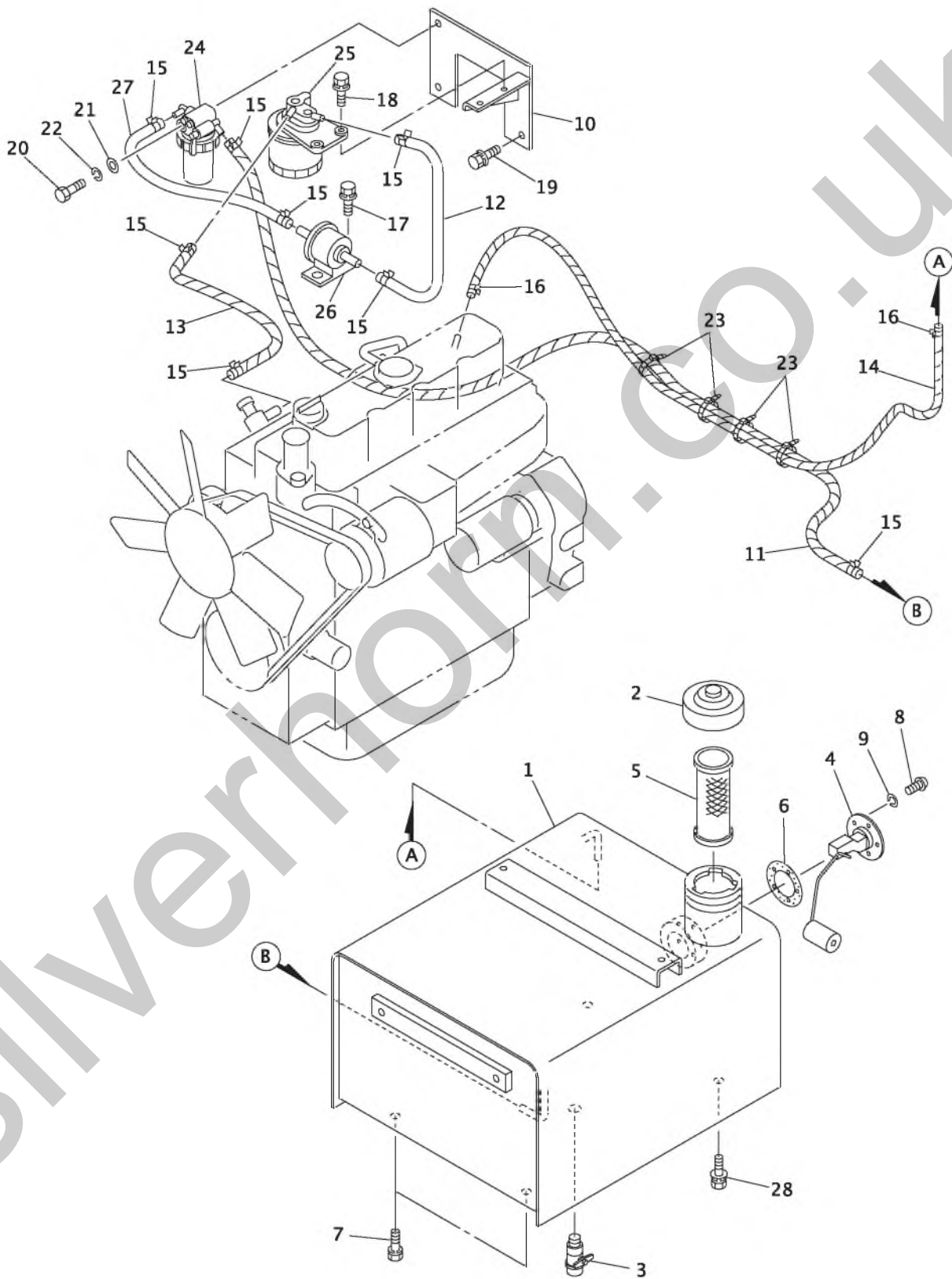
08-IC35-070200-1-0

KEY No.	SU P.	PART No.	DESCRIPTION	Q'TY	CHAN	SERIAL No.	REMARKS
0	×	F330 529 00	Air Cleaner & Muffler Ass'y	1		CJ000001- CJ000098	
0	×	F330 578 00	Air Cleaner & Muffler Ass'y	1		CJ000099-	
1		0779 004 65	*Hose, Air Cleaner	1		CJ000001-	
2		D416 321 00	*Bracket	1		CJ000001-	
3		D416 236 00	*Bracket	1		CJ000001-	
4		D416 473 00	*Bracket	1		CJ000001-	
5		D430 171 00	*Pipe	1		CJ000001-	
6		D584 063 00	*Pipe, Tail	1		CJ000001-	
7		D416 499 00	*Bracket	2		CJ000001-	
8		4003 001 00	*Bolt, U	1		CJ000001-	
9		D070 076 04	*Hose, Duct	1		CJ000001-	
10		0690 089 11	*Clamp, Hose	1		CJ000001-	
11		4580 738 00	*Pad, Rubber	2		CJ000001-	
12		0690 078 13	*Clamp, Hose	2		CJ000001-	
13		0690 078 12	*Clamp, Hose	3		CJ000001-	
14		0779 003 59	*Elbow	1		CJ000001-	
15		0517 080 16	*Bolt, Treatment (W/L.W, F.W)	2		CJ000001-	M8X16
16		0518 100 25	*Bolt, Treatment (W/L.W, F.W)	4		CJ000001-	M10X25 P=1.25
17		0550 080 25	*Bolt, Hex.	4		CJ000001-	M8X25
18		0550 080 30	*Bolt, Hex.	4		CJ000001-	M8X30
19		0544 080 00	*Nut, Hex.	4		CJ000001-	M8
20		0545 100 00	*Nut, Hex.	8		CJ000001-	M10 P=1.25
21		0580 120 00	*Nut, Hex.	4		CJ000001-	M12
22		0521 080 00	*Nut, Hex. (W/F.W)	2		CJ000001-	M8
23		0593 080 00	*Washer, Flat	8		CJ000001-	M8
24		4006 119 03	*Washer	2		CJ000001-	M12
25		4006 529 00	*Washer, Rubber	2		CJ000001-	
26		K1G174-11012	*Cleaner, Air (W/Engine)	1		CJ000001-	
26-1		KR1401-42270	**Element	1		CJ000001-	
26-2		K15126-11090	**Indicator	1		CJ000001-	
27		K19077-12111	*Muffler (W/Engine)	1		CJ000001-	
28		K17326-12231	*Gasket (W/Engine)	2		CJ000001-	
29		D468 281 00	*Panel, Sponge	1		CJ000001-	



08-I033-070300-0

KEY No.	SU P.	PART No.	DESCRIPTION	Q'TY	CHAN	SERIAL No.	REMARKS
0	×	F330 374 00	Drive Device, Oil Pump	1		CJ000001-	
1	#	0780 074 UA	*Pump Ass'y, Oil	1		CJ000001-	Sh. No. 5-2
2	△	D230 033 00	*Flange, Pump	1		CJ000001-	
3		0651 482 UA	*Coupling Ass'y	1		CJ000001-	
4		4483 517 00	**Hub, Coupling	1		CJ000001-	
5		0562 140 40	**Bolt, Socket Head	3		CJ000001-	M14X40
6		0562 140 45	**Bolt, Socket Head	3		CJ000001-	M14X45
7		0494 608 10	**Pin, Spring	9		CJ000001-	d=5X10
8		0761 721 20	*Cap	1		CJ000001-	
9		0493 500 30	*Ring, Snap	1		CJ000001-	d=30
10		0760 710 19	*Ring, O	1		CJ000001-	P18-90B
11		0513 120 30	*Bolt, Treatment	2		CJ000001-	M12X30
12		0514 100 30	*Bolt, Treatment	8		CJ000001-	M10X30 P=1.25
13		0595 120 00	*Washer, Treatment	2		CJ000001-	M12
14		0590 100 00	*Washer, Lock	8		CJ000001-	M10



08-IC35-070400-1-1

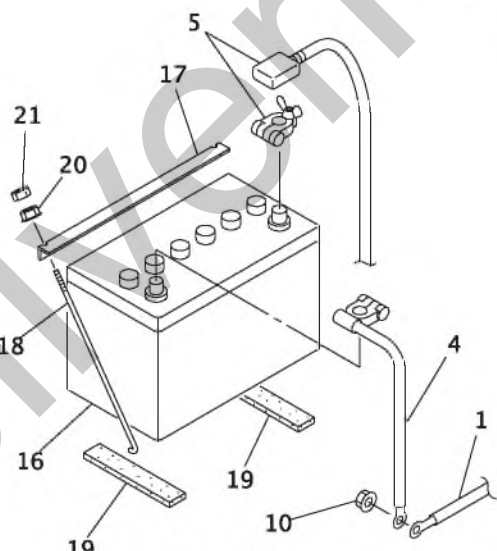
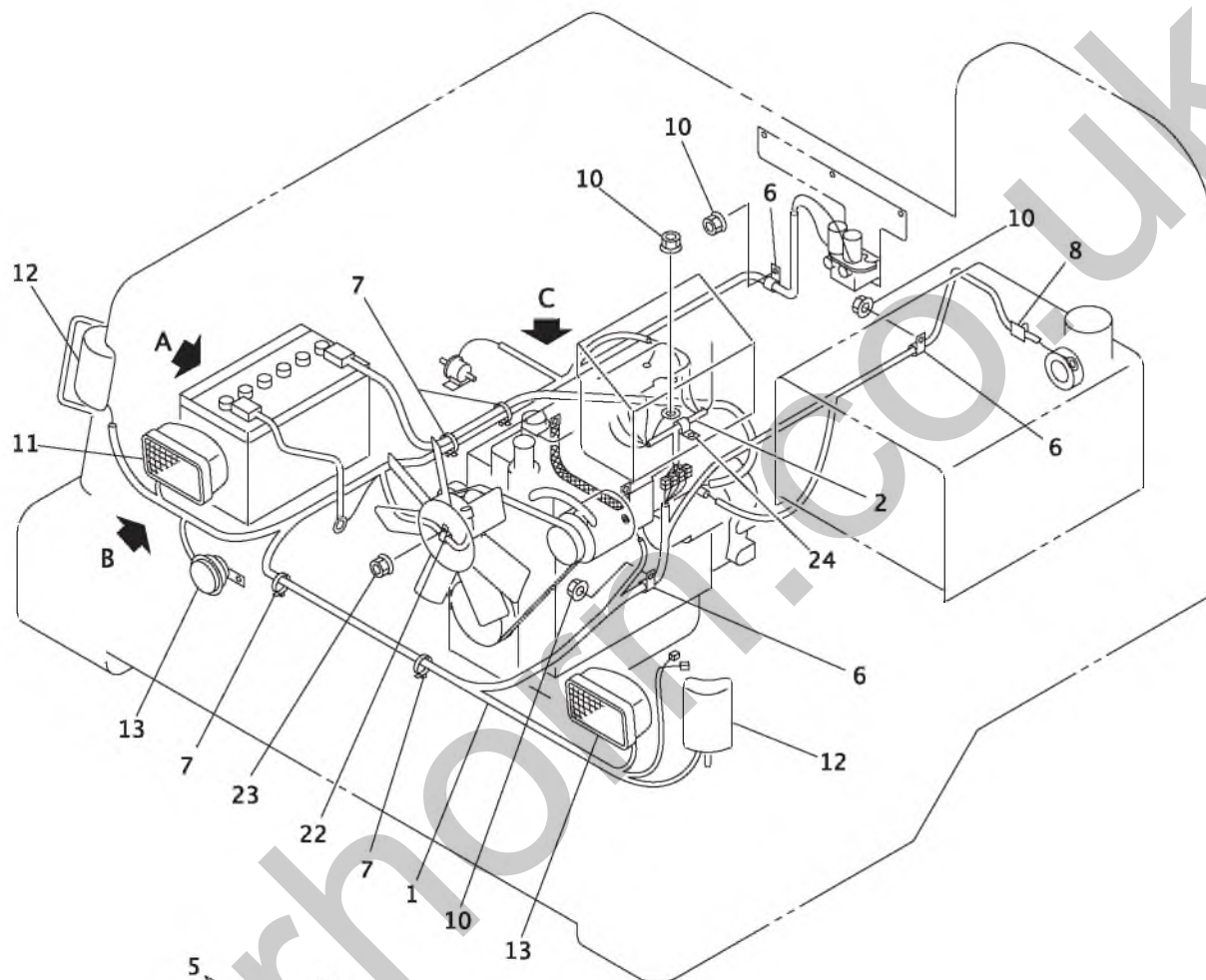
KEY No.	SU P.	PART No.	DESCRIPTION	Q'TY	CHAN	SERIAL No.	REMARKS
0	×	F337 155 00	Tank Ass'y, Fuel	1		CJ000001- CJ000098	
0	×	F337 244 00	Tank Ass'y, Fuel	1		CJ000099-	
0-1	×	F337 159 00	Piping Ass'y, Fuel	1		CJ000001- CJ000098	
0-1	×	F337 245 00	Piping Ass'y, Fuel	1		CJ000099-	
1		D284 125 00	*Tank, Fuel	1		CJ000001- CJ000098	
1		D284 186 00	*Tank, Fuel	1	×	CJ000099-	
2		0729 910 18	*Cap	1		CJ000001-	
3		0724 107 08	*Valve, Stop	1		CJ000001-	
4		0858 108 12	*Gauge, Fuel	1		CJ000001-	
5		0729 910 17	*Strainer	1		CJ000001-	
6		0910 650 04	*Packing	1		CJ000001-	
7		0520 100 20	*Bolt, Treatment (W/L.W)	2		CJ000001-	M10X20 P=1.25
8		0565 050 10	*Screw, Pan Head	5		CJ000001-	M5X10
9		0590 050 00	*Washer, Lock	5		CJ000001-	M5
10		D416 241 00	*Bracket	1		CJ000001-	
11		4070 245 58	*Hose, Fuel	1		CJ000001-	L=1350
11-1		0820 803 04	*Tube, Corrugate	1		CJ000001-	L=1300
12		4070 245 02	*Hose, Fuel	1		CJ000001-	L=300
13		4070 245 10	*Hose, Fuel	1		CJ000001-	L=340
13-1		0820 803 04	*Tube, Corrugate	1		CJ000001-	L=290
14		4070 899 01	*Hose, Fuel	1		CJ000001- CJ000098	L=1050
14		4070 899 02	*Hose, Fuel	1		CJ000099-	L=1200
14-1		0820 803 02	*Tube, Corrugate	1		CJ000001- CJ000098	L=1000
14-1		0820 803 02	*Tube, Corrugate	1		CJ000099-	L=1150
15		0690 081 62	*Clamp, Hose	8		CJ000001-	
16		0690 081 51	*Clamp, Hose	2		CJ000001-	
17		0517 060 20	*Bolt, Treatment (W/L.W, F.W)	2		CJ000001-	M6X20
18		0517 080 25	*Bolt, Treatment (W/L.W, F.W)	2		CJ000001-	M8X25
19		0518 100 25	*Bolt, Treatment (W/L.W, F.W)	2		CJ000001-	M10X25 P=1.25
20		0550 080 70	*Bolt, Hex.	1		CJ000001-	M8X70
21		0593 080 00	*Washer, Flat	1		CJ000001-	M8
22		0590 080 00	*Washer, Lock	1		CJ000001-	M8
23		0820 067 05	*Band, Cable	4		CJ000001-	
24		KRB101-51261	*Sedimenter, Water (W/Engine)	1		CJ000001-	
24-1		KRB101-51281	**Element	1		CJ000001-	
25		K15291-43012	*Filter, Fuel (W/Engine)	1		CJ000001-	
26		KR1401-51351	*Pump, Fuel (W/Engine)	1		CJ000001-	
27		4070 245 53	*Hose, Fuel	1		CJ000001-	L=260
28		0520 100 20	*Bolt, Treatment (W/L.W)	2		CJ000001- CJ000098	M10X20 P=1.25

KEY No.	SU P.	PART No.	DESCRIPTION	Q'TY	CHAN	SERIAL No.	REMARKS
28		0520 100 25	*Bolt, Treatment (W/L.W)	2		CJ000099-	M10X25 P=1.25

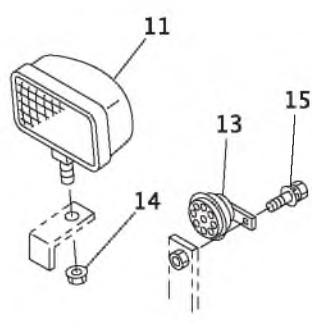
Silverhorn.CO.UK

[Memo]

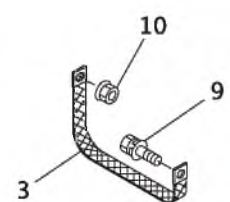
Silverhorn.CO.UK



"A" 詳細
DETAIL



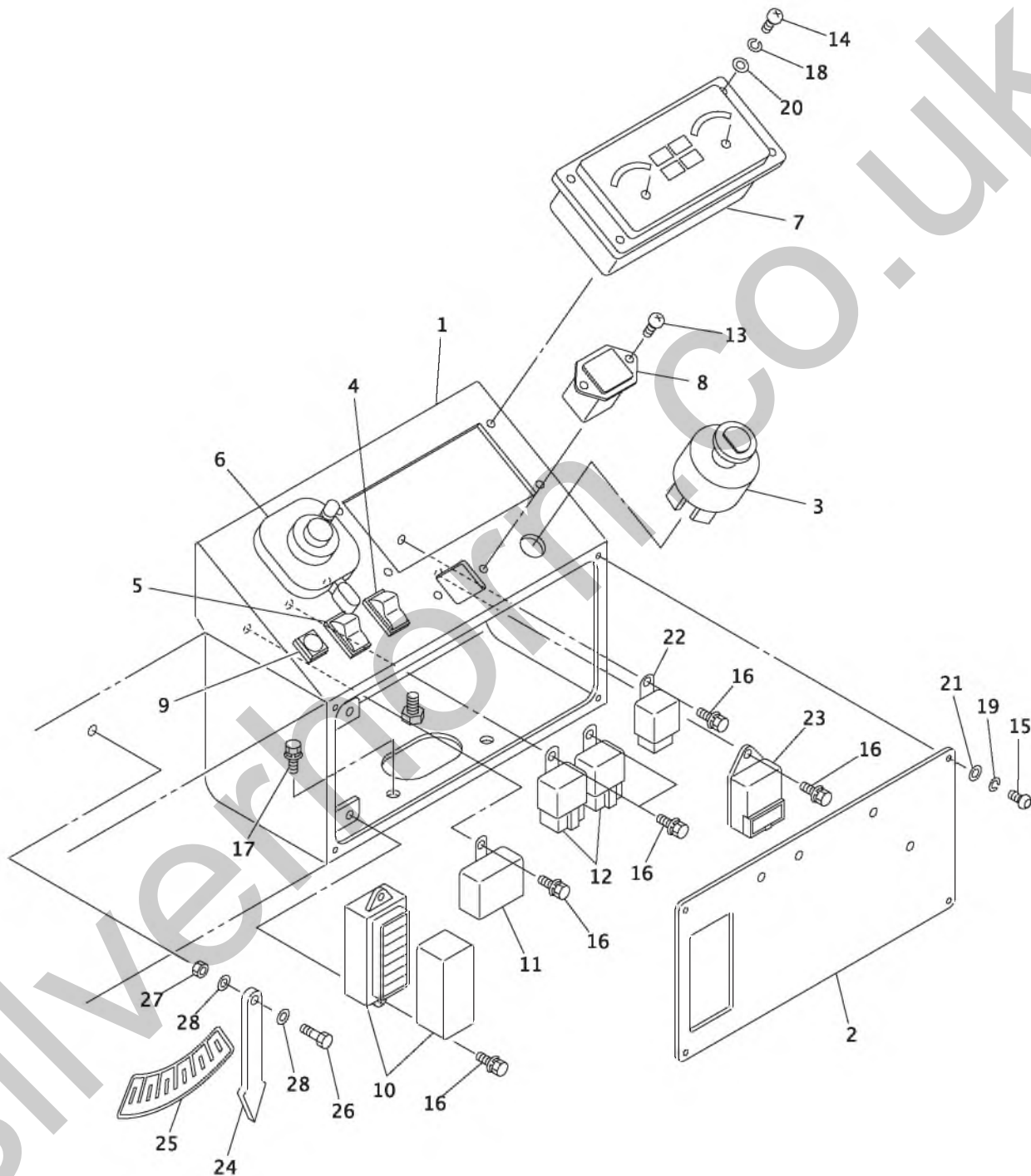
"B" 詳細
DETAIL



"C" 詳細
DETAIL

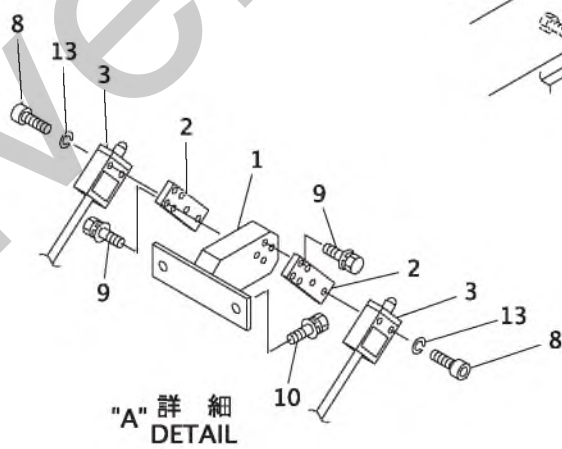
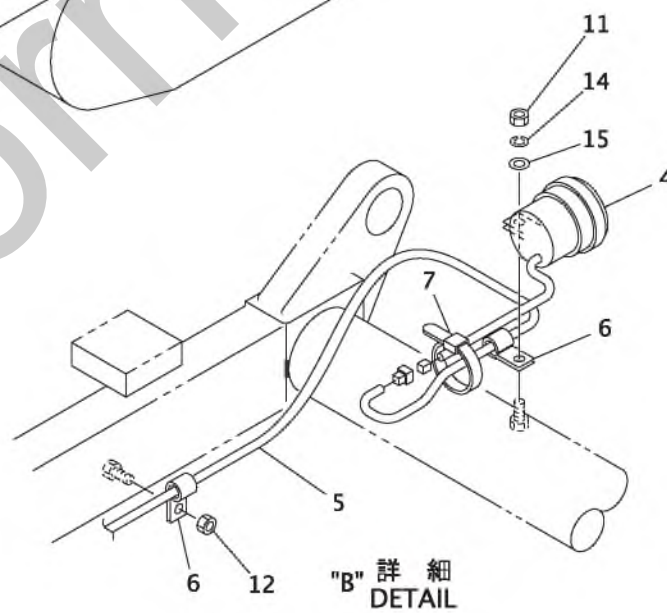
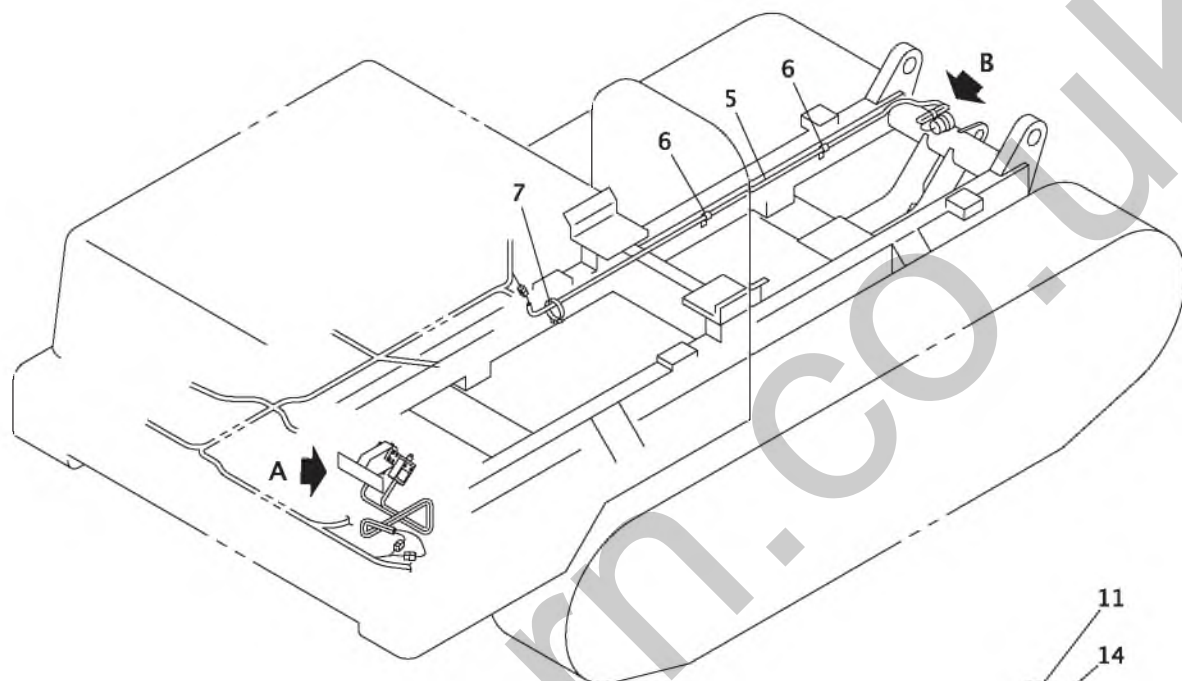
08-IC35-080100-1-0

KEY No.	SU P.	PART No.	DESCRIPTION	Q'TY	CHAN	SERIAL No.	REMARKS
0	×	F366 382 00	Electrical System	1		CJ000001-	
0-1	×	F354 031 00	Accessories Ass'y	1		CJ000001-	
0-2	×	F366 375 00	Battery Ass'y	1		CJ000001-	
1		0879 551 17	*Harness, Main	1		CJ000001-	
1-1		0830 291 01	**Link, Fusible	1		CJ000001-	
2		0879 551 18	*Harness	1		CJ000001-	
3		0879 551 21	*Earth, Engine	1		CJ000001-	
4		4591 981 01	*Cable, Battery	1		CJ000001-	
5		4591 982 03	*Cable, Battery	1		CJ000001-	
6		4080 000 14	*Clamp	3		CJ000001-	
7		0820 067 05	*Band, Cable	10		CJ000001-	
8		0820 069 13	*Sticker	1		CJ000001-	
9		0520 120 20	*Bolt, Treatment (W/L.W)	1		CJ000001-	M12X20 P=1.25
10		0524 100 00	*Nut, Treatment (W/F.W)	6		CJ000001-	M10 P=1.25
11		0854 010 29	*Lamp, Head	2		CJ000001-	
11-1		0853 012 67	**Bulb	1		CJ000001-	
12		0854 520 UA	*Lamp, Turn Signal	2		CJ000001-	
13		0857 011 62	*Horn	1		CJ000001-	
14		0524 100 00	*Nut, Treatment (W/F.W)	2		CJ000001-	M10 P=1.25
15		0517 060 16	*Bolt, Treatment (W/L.W, F.W)	1		CJ000001-	M6X16
16		0851 000 01	*Battery	1		CJ000001-	
16-1		0851 000 02	*Battery (Fot Chill Ground)	1		CJ000001-	Option
17		4416 063 01	*Bracket	1		CJ000001-	
18		4004 022 04	*Bolt, Hook	2		CJ000001-	
19		4409 625 11	*Plate, Rubber	2		CJ000001-	
20		0521 060 00	*Nut, Hex. (W/F.W)	2		CJ000001-	M6
21		0544 060 00	*Nut, Hex.	2		CJ000001-	M6
22		4080 000 08	*Clamp, Hose	1		CJ000001-	
23		0521 060 00	*Nut, Hex. (W/F.W)	1		CJ000001-	
24		4080 000 05	*Clamp, Hose	1		CJ000001-	



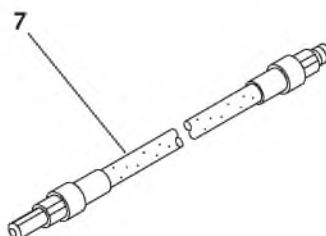
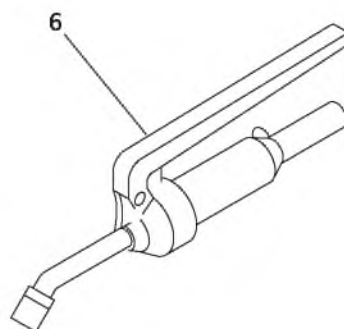

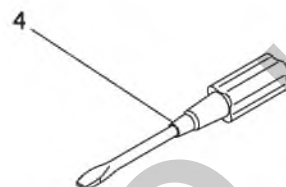
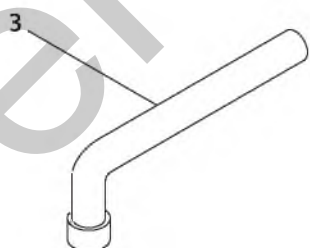
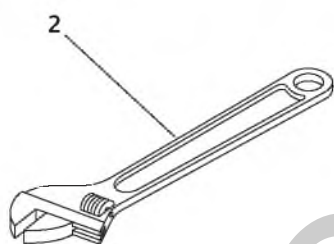
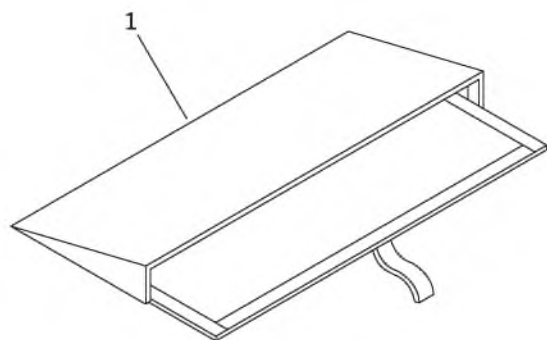
08-IC35-080200-1-0

KEY No.	SU P.	PART No.	DESCRIPTION	Q'TY	CHAN	SERIAL No.	REMARKS
0	×	F360 922 00	Panel Ass'y, Instrument	1		CJ000001-	
0-1	×	F385 118 00	Tiltmeter Ass'y	1		CJ000001-	
1		D452 123 00	*Box	1		CJ000001- CJ000026	
1		D452 161 00	*Box	1	×	CJ000027-	
2		D456 750 00	*Cover	1		CJ000001-	
3		0858 110 06	*Switch Ass'y, Starter	1		CJ000001-	
4		0858 107 64	*Switch Ass'y, Shift	1		CJ000001-	
5		0858 107 74	*Switch Ass'y	1		CJ000001-	
6		0858 308 09	*Switch Ass'y, Select	1		CJ000001-	
7		0856 151 UA	*Monitor Ass'y	1		CJ000001-	
8		0856 412 00	*Meter, Hour	1		CJ000001-	
9		0854 150 32	*Lamp, Pilot	1		CJ000001-	
10		0858 101 83	*Box, Fuse	1		CJ000001-	
10-1		0830 243 02	*Fuse	6		CJ000001-	20A
10-2		0820 069 22	*Fuse, Decal	1		CJ000001-	
11		0870 888 06	*Relay, Flasher	1		CJ000001-	
12		0820 202 02	*Relay	2		CJ000001-	
13		0565 030 16	*Screw, Pan Head	2		CJ000001-	M3X16
14		0565 040 16	*Screw, Pan Head	4		CJ000001-	M4X16
15		4004 364 01	*Bolt, Button Head	4		CJ000001-	M6X15
16		0517 060 16	*Bolt, Treatment (W/L.W, F.W)	7		CJ000001-	M6X16
17		0518 100 20	*Bolt, Treatment (W/L.W, F.W)	2		CJ000001-	M10X20 P=1.25
18		0590 040 00	*Washer, Lock	4		CJ000001-	M4
19		0596 060 00	*Washer, Lock	4		CJ000001-	M6
20		0593 040 00	*Washer, Flat	4		CJ000001-	M4
21		0594 060 00	*Washer, Flat	4		CJ000001-	M6
22		K1K574-60221	*Relay, Compressor (W/Engine)	1		CJ000001-	
23		K15694-65992	*Timer (W/Engine)	1		CJ000001-	
24		D525 000 00	*Indicator	1		CJ000001-	
25		D406 515 00	*Plate, Name	1		CJ000001-	
26		0550 080 30	*Bolt, Hex.	1		CJ000001-	M8X30
27		0580 080 00	*Nut, Hex.	1		CJ000001-	M8
28		0593 080 00	*Washer, Flat	2		CJ000001-	M8



08-I033-080300-0

KEY No.	SU P.	PART No.	DESCRIPTION	Q'TY	CHAN	SERIAL No.	REMARKS
0	×	F366 373 00	Traction Warning Device	1		CJ000001- CJ000098	Option
0	×	F366 612 00	Traction Warning Device	1		CJ000099-	
1		D416 167 00	*Bracket	1		CJ000001- CJ000098	
1		D417 661 00	*Bracket	1	○	CJ000099-	
2		D416 589 00	*Bracket	2		CJ000001-	
3		0858 190 11	*Switch, Limit	2		CJ000001-	
4		0857 011 48	*Horn, Back	1		CJ000001-	
5	△	D591 614 00	*Harness	1		CJ000001-	
6		4080 000 08	*Clamp, Hose	4		CJ000001-	
7		0820 067 04	*Band	2		CJ000001-	
8		0562 050 20	*Bolt, Socket Head	4		CJ000001-	M5X20
9		0517 060 16	*Bolt, Treatment (W/L.W, F.W)	4		CJ000001-	M6X16
10		0518 100 25	*Bolt, Treatment (W/L.W, F.W)	2		CJ000001-	M10X25 P=1.25
11		0544 080 00	*Nut, Hex.	1		CJ000001-	M8
12		0524 100 00	*Nut, Treatment (W/F.W)	3		CJ000001-	M10 P=1.25
13		0590 050 00	*Washer, Lock	4		CJ000001-	M5
14		0590 080 00	*Washer, Lock	1		CJ000001-	M8
15		0593 080 00	*Washer, Flat	1		CJ000001-	M8



08-I033-090100-0

KEY No.	SU P.	PART No.	DESCRIPTION	Q'TY	CHAN	SERIAL No.	REMARKS
0	×	5388 510 00	Tools	1		CJ000001-	
1		4450 505 00	*Case, Tools	1		CJ000001-	
2	△	0931 109 25	*Wrench, Adjustable	1		CJ000001-	250mm
3	△	0931 070 24	*Wrench, Type-L	1		CJ000001-	24mm
4	△	0931 301 04	*Driver (-)	1		CJ000001-	100mm
5	△	0931 331 10	*Hammer	1		CJ000001-	#1
6		0931 370 11	*Gun, Grease	1		CJ000001-	
6-1		0931 370 10	*Gun, Grease	1		CJ000001-	For Export
7	☆	0931 371 01	*Hose, Grease	1		CJ000001-	48190 20540

Silverhorn.CO.UK

ALPHABETICAL INDEX

Parts Name	P/N	Page *1	Item
Screw, Tapping	045504010	78	22
Spring, Conical	049180012	24	20
Washer, Conical Spring	049180016	42	42
Ring, Snap	049350018	60	85
Ring, Snap	049350028	60	4
Ring, Snap	049350030	86	9
Ring, Snap	049350037	56	45
Ring, Snap	049350052	6	6
Ring, Snap	049350062	4	6
Ring, Snap	049350062	4	23
Ring, Snap	049350080	10	9
Ring, Snap	049351025	6	8
Ring, Snap	049351042	56	24
Ring, Snap	049354028	72	37
Ring, Snap (E Type)	049356110	42	33
Pin, Spring	049460810	86	7
Pin, Spring	049460812	4	10
Pin, Spring	049460812	4	25
Pin, Spring	049460924	60	19
Pin, Spring	049465175	10	7
Screw, Drive	049703500	26	8
Screw, Drive	049703500	30	7
Screw, Drive	049703500	34	7
Screw, Drive	049703500	38	7
Bolt, Treatment	051305010	78	12
Bolt, Treatment	051305010	78	19
Bolt, Treatment	051308030	72	29
Bolt, Treatment	051312030	86	11
Bolt, Treatment	051410020	68	10
Bolt, Treatment	051410030	10	11
Bolt, Treatment	051410030	86	12
Bolt, Treatment	051410100	80	28
Bolt, Treatment	051412020	12	10
Bolt, Treatment	051412035	12	11
Bolt, Treatment (W/L.W, F.W)	051706016	12	8
Bolt, Treatment (W/L.W, F.W)	051706016	14	29
Bolt, Treatment (W/L.W, F.W)	051706016	92	15
Bolt, Treatment (W/L.W, F.W)	051706016	94	16
Bolt, Treatment (W/L.W, F.W)	051706016	96	9
Bolt, Treatment (W/L.W, F.W)	051706020	78	20
Bolt, Treatment (W/L.W, F.W)	051706020	88	17
Bolt, Treatment (W/L.W, F.W)	051708016	48	20
Bolt, Treatment (W/L.W, F.W)	051708016	48	38

*1 Note

ALPHABETICAL INDEX

Parts Name	P/N	Page *1	Item
Bolt, Treatment (W/L.W, F.W)	051708016	72	11
Bolt, Treatment (W/L.W, F.W)	051708016	72	30
Bolt, Treatment (W/L.W, F.W)	051708016	84	15
Bolt, Treatment (W/L.W, F.W)	051708020	14	30
Bolt, Treatment (W/L.W, F.W)	051708020	22	6
Bolt, Treatment (W/L.W, F.W)	051708020	24	9
Bolt, Treatment (W/L.W, F.W)	051708020	76	5
Bolt, Treatment (W/L.W, F.W)	051708020	78	21
Bolt, Treatment (W/L.W, F.W)	051708025	48	45
Bolt, Treatment (W/L.W, F.W)	051708025	88	18
Bolt, Treatment (W/L.W, F.W)	051708030	14	31
Bolt, Treatment (W/L.W, F.W)	051708030	80	24
Bolt, Treatment (W/L.W, F.W)	051708035	14	32
Bolt, Treatment (W/L.W, F.W)	051708040	14	33
Bolt, Treatment (W/L.W, F.W)	051810016	54	27
Bolt, Treatment (W/L.W, F.W)	051810020	12	9
Bolt, Treatment (W/L.W, F.W)	051810020	14	34
Bolt, Treatment (W/L.W, F.W)	051810020	20	10
Bolt, Treatment (W/L.W, F.W)	051810020	42	46
Bolt, Treatment (W/L.W, F.W)	051810020	48	19
Bolt, Treatment (W/L.W, F.W)	051810020	72	12
Bolt, Treatment (W/L.W, F.W)	051810020	80	41
Bolt, Treatment (W/L.W, F.W)	051810020	94	17
Bolt, Treatment (W/L.W, F.W)	051810025	14	35
Bolt, Treatment (W/L.W, F.W)	051810025	20	11
Bolt, Treatment (W/L.W, F.W)	051810025	54	23
Bolt, Treatment (W/L.W, F.W)	051810025	80	25

*1 Note

ALPHABETICAL INDEX

Parts Name	P/N	Page *1	Item
F.W)			
Bolt, Treatment (W/L.W, F.W)	051810025	84	16
Bolt, Treatment (W/L.W, F.W)	051810025	88	19
Bolt, Treatment (W/L.W, F.W)	051810025	96	10
Bolt, Treatment (W/L.W, F.W)	051810050	2	3
Bolt, Treatment (W/L.W, F.W)	051812020	68	12
Bolt, Treatment (W/L.W)	051908012	76	16
Bolt, Treatment (W/L.W)	052010020	88	7
Bolt, Treatment (W/L.W)	052010020	88	28
Bolt, Treatment (W/L.W)	052010025	88	28
Bolt, Treatment (W/L.W)	052012020	92	9
Nut, Hex. (W/F.W)	052106000	92	20
Nut, Hex. (W/F.W)	052106000	92	23
Nut, Hex. (W/F.W)	052108000	20	13
Nut, Hex. (W/F.W)	052108000	84	22
Nut, Treatment (W/F.W)	052410000	20	14
Nut, Treatment (W/F.W)	052410000	80	39
Nut, Treatment (W/F.W)	052410000	92	10
Nut, Treatment (W/F.W)	052410000	92	14
Nut, Treatment (W/F.W)	052410000	96	12
Screw, Pan Head	053306016	14	28
Nut, Treatment	053510000	80	31
Nut, Cap	053906000	46	4
Bolt, Hex.	054110050	42	48
Bolt, Hex.	054112090	42	54
Nut, Hex.	054406000	42	39
Nut, Hex.	054406000	92	21
Nut, Hex.	054408000	14	37
Nut, Hex.	054408000	72	14
Nut, Hex.	054408000	72	32
Nut, Hex.	054408000	72	38
Nut, Hex.	054408000	84	19
Nut, Hex.	054408000	96	11
Nut, Hex.	054510000	42	35
Nut, Hex.	054510000	42	49
Nut, Hex.	054510000	72	45
Nut, Hex.	054510000	84	20
Nut, Hex.	054512000	42	55
Nut, Half	054914000	72	13
Bolt, Hex.	055008025	84	17
Bolt, Hex.	055008030	84	18
Bolt, Hex.	055008030	94	26
Bolt, Hex.	055008070	88	20
Bolt, Hex.	055008080	76	3
Bolt, Hex.	055010020	48	23
Bolt, Hex.	055010025	80	27
Bolt, Hex.	055010035	80	26

*1 Note

ALPHABETICAL INDEX

Parts Name	P/N	Page *1	Item
Bolt, Hex.	055108025	72	31
Bolt, Hex.	055108040	78	8
Bolt, Treatment	055508015	60	53
Bolt, Treatment	055514035	2	14
Bolt, Treatment	055516030	4	14
Bolt, Treatment	055516035	2	18
Bolt, Treatment	055516035	4	8
Bolt, Treatment	055810025	14	36
Bolt, Treatment	055810025	20	12
Bolt, Treatment	055810025	22	7
Bolt, Treatment	055812030	80	29
Bolt, Treatment	055812040	24	10
Bolt, Treatment	055814030	80	30
Bolt, Treatment	055816055	12	15
Screw, Set	056108008	66	18
Bolt, Socket Head	056205012	70	2
Bolt, Socket Head	056205020	96	8
Bolt, Socket Head	056206015	64	11
Bolt, Socket Head	056206020	60	78
Bolt, Socket Head	056206020	64	22
Bolt, Socket Head	056206025	60	10
Bolt, Socket Head	056208015	60	22
Bolt, Socket Head	056208025	60	21
Bolt, Socket Head	056208075	60	34
Bolt, Socket Head	056212025	56	56
Bolt, Socket Head	056214040	86	5
Bolt, Socket Head	056214045	86	6
Screw, Pan Head	056503016	94	13
Screw, Pan Head	056504016	94	14
Screw, Pan Head	056505010	88	8
Screw, Pan Head	056506045	42	37
Nut, Hex.	058006000	76	17
Nut, Hex.	058008000	64	5
Nut, Hex.	058008000	76	4
Nut, Hex.	058008000	78	9
Nut, Hex.	058008000	94	27
Nut, Hex.	058012000	24	19
Nut, Hex.	058012000	84	21
Nut, Hex.	058016000	8	11
Nut, Hex.	058016000	42	41
Nut, Treatment	058408000	60	25
Nut, Treatment	058420000	2	10
Washer, Lock	059004000	78	23
Washer, Lock	059004000	94	18
Washer, Lock	059005000	88	9
Washer, Lock	059005000	96	13
Washer, Lock	059006000	46	3
Washer, Lock	059008000	88	22
Washer, Lock	059008000	96	14
Washer, Lock	059010000	14	39
Washer, Lock	059010000	20	15
Washer, Lock	059010000	22	9

*1 Note

ALPHABETICAL INDEX

Parts Name	P/N	Page *1	Item
Washer, Lock	059010000	24	23
Washer, Lock	059010000	48	22
Washer, Lock	059010000	68	11
Washer, Lock	059010000	86	14
Washer, Lock	059012000	12	12
Washer, Lock	059012000	24	12
Washer, Lock	059016000	12	16
Washer, Conical Spring	059108000	76	6
Spring, Conical	059112000	78	6
Washer, Flat	059304000	78	24
Washer, Flat	059304000	94	20
Washer, Flat	059306000	78	25
Washer, Flat	059308000	72	15
Washer, Flat	059308000	76	7
Washer, Flat	059308000	84	23
Washer, Flat	059308000	88	21
Washer, Flat	059308000	94	28
Washer, Flat	059308000	96	15
Washer, Flat	059310000	14	41
Washer, Flat	059310000	20	16
Washer, Flat	059310000	22	8
Washer, Flat	059310000	24	24
Washer, Flat	059310000	42	30
Washer, Flat	059312000	24	21
Washer, Flat	059312000	42	8
Washer, Flat	059406000	14	40
Washer, Flat	059406000	94	21
Washer, Treatment	059510000	10	12
Washer, Treatment	059510000	80	32
Washer, Treatment	059512000	12	13
Washer, Treatment	059512000	24	11
Washer, Treatment	059512000	80	33
Washer, Treatment	059512000	86	13
Washer, Treatment	059514000	2	15
Washer, Treatment	059514000	80	34
Washer, Treatment	059516000	2	17
Washer, Treatment	059516000	4	9
Washer, Treatment	059516000	4	15
Washer, Treatment	059516000	12	17
Washer, Treatment	059520000	2	11
Washer, Lock	059606000	14	38
Washer, Lock	059606000	94	19
Pin, Cotter	059901015	72	28
Pin, Cotter	059901015	76	18
Pin, Cotter	059901015	78	11
Pin, Cotter	059901015	78	18
Pin, Cotter	059902020	42	9
Pin, Cotter	059903018	42	31
Pin, Cotter	059905050	42	59
Ball, Steel	060901610	56	31
Steel Ball	060960080	42	14
Steel Ball	060960080	42	21

*1 Note

ALPHABETICAL INDEX

Parts Name	P/N	Page *1	Item
Bushing	061811420	42	32
Bushing	061812015	72	25
Bushing	061812015	78	7
Bushing	061812020	72	24
Bushing	061812020	76	13
Bushing	061813015	72	26
Bearing	063062050	6	7
Bearing	063062060	4	4
Bearing	063062060	4	20
Bearing	063063070	10	5
End, Rod	065101108	72	9
Coupling Ass'y	0651482UA	86	3
Damper, Stay	0652250UA	14	24
Shoe, Rubber Crawler	0653711UA	2	16
Seat, Cushion	065551251	20	1-2
Cushion, Back Rest	065551252	20	1-3
Seat, Operator	0655512UA	20	1
Belt, Seat	065551319	20	1-4
Seat, Operator (For Seat Belt)	0655513UA	20	1-1
Net	066840012	12	6
Net	066840013	14	21
Cock	0668551UA	80	12
Cooler Ass'y, Oil	066858002	80	2-1
Radiator Ass'y	0668580UA	80	2
Engine Ass'y	0676186UA	80	1
Hinge	069001605	14	23
Clamp, Hose	069007808	80	22
Clamp, Hose	069007812	84	13
Clamp, Hose	069007813	84	12
Clamp, Hose	069008151	88	16
Clamp, Hose	069008162	88	15
Clamp, Hose	069008191	80	23
Clamp, Hose	069008911	84	10
Plug, Hole	069020104	24	26
Plug, Hole	069020108	24	25
Plug (For Seat Belt)	069020110	20	19
Plug, Hole	069020110	22	3
Plug, Hole	069020110	24	5
Cap	069020259	14	42
Cap	069020259	20	17
Cap	069020259	22	10
Cap	069020260	24	13
Lock Ass'y	069022037	14	9
Grip	069028335	76	10
Grip	069028345	78	15
Rubber, Cushion	069028346	20	8
Cap	069028347	20	9
Grip	069028372	72	8
Cable, Control	069051120	78	13
Mirror, Back (R)	069990101	24	16
Mirror, Back (R.H.)	069990101	14	43

*1 Note

ALPHABETICAL INDEX

Parts Name	P/N	Page *1	Item
Mirror, Back (L.H.)	069990102	14	44
Mirror, Back (R)	069990112	24	17
Elbow	071011344	54	15
Elbow, Reducer	071011364	48	17
Elbow	071011386	48	40
Elbow, 45	071011908	48	12
Elbow, 45	071012100	52	15
Elbow	071012200	48	34
Elbow	071015005	54	12
Plug	071020010	56	51
Plug	071020014	56	37
Plug	071020014	60	90
Plug	071020014	64	3
Plug	071020101	4	11
Plug	071020101	4	24
Plug	071020101	6	10
Plug	071020101	10	8
Plug	071020101	56	10
Plug	071020403	48	49
Plug	071020602	54	3-1
Nipple	071060003	48	14
Nipple, Reducer	071060032	54	19
Nipple	071060104	54	18
Tee	071070102	48	30
Tee	071070102	52	25
Tee	071070104	48	25
Tee	071070104	54	17
Tee	071070106	48	16
Adapter	071231030	48	37
Adapter	071231030	52	27
Adapter	071231032	54	7
Elbow, 45	071231040	54	9
Elbow, 45	071231041	52	28
Elbow, 45	071231043	48	13
Elbow	071231050	48	9
Elbow	071231050	48	31
Elbow	071231050	52	26
Elbow	071231050	54	3
Elbow	071231052	54	16
Elbow	071231053	48	11
Elbow, Reducer	071231153	48	41
Adapter	071370003	52	5
Adapter, Reducer	071370077	54	21
Nipple, Reducer	071370096	48	44
Connector	071370230	54	10
Adapter	071370704	52	7
Socket, Reducer	071420103	48	42
Valve, Stop	072410708	88	3
Nipple, Grease	072811115	2	9
Nipple, Grease	072811115	42	34
Nipple, Grease	072811115	66	3
Nipple, Grease	072811115	66	21

*1 Note

ALPHABETICAL INDEX

Parts Name	P/N	Page *1	Item
Nipple, Grease	072811165	42	56
Strainer	072991017	88	5
Cap	072991018	88	2
Valve, Gauge	072991041	48	36
Shaft	075000404	60	75
Seal, Oil	075000405	60	74
Plate, Thrust	075000408	60	63
Kit, Cylinder Block	075000409	60	64
Plug	075000410	60	65
Plate, Valve	075000411	60	66
Pin, Straight	075000412	60	67
Washer, Flat	075000414	60	60
Plug	075000415	60	68
Coupling	075000417	60	84
Plate, Valve	075000418	60	69
Shaft	075000419	60	70
Plate, Fitting	075000421	60	71
Bolt, Socket Head	075000422	60	61
Cone, Bearing	075000426	60	88
Cup, Bearing	075000427	60	89
Cover, Seal	075000428	60	76
Gascket	075000431	60	81
Pin	075000432	60	23
Pin, Straight	075000432	60	82
Cup, Bearing	075000433	60	86
Shim	075000434	60	83
Cone, Bearing	075000435	60	87
Cup, Bearing	075000436	60	50
Cone, Bearing	075000437	60	49
Shim	075000438	60	54
Ring, O	075000441	60	48
Cover, Trunnion	075000442	60	55
Screw, Socket Head	075000443	60	47
Key	075000444	60	41
Retainer	075000447	60	79
Spacer, Bearing	075000449	60	80
Cap, Spring Seat	075000454	60	57
Spring	075000455	60	59
Valve Ass'y, Relief	075000456	60	58
Shim	075000458	60	43
Plug	075000459	60	44
Spring	075000460	60	45
Valve, Relief	075000461	60	46
Plate, Arrow	075000466	60	51
Screw	075000467	60	52
Seal, Dust	075179624	66	4
Ball, Steel	075190125	66	17
Plug	075205432	56	77
Bushing	075234520	66	2
Bushing	075234520	66	20
Ring, U	075273705	66	10
Ring Ass'y, Seal	075294106	66	15

*1 Note

ALPHABETICAL INDEX

Parts Name	P/N	Page *1	Item
Valve Ass'y, Check	0753205UA	48	15
Valve, Check	0753265UA	8	2
Pin	075356353	56	40
Seal, Floating	075371305	56	30
Nut, Ring	075371311	56	33
Plug	075371512	56	67
Screw, Flat Head	075376411	56	17
Plug	075376425	56	72
Seal, Oil	075376428	56	61
Collar	075376432	56	48
Spring	075376433	56	47
Pin	075376434	56	49
Holder, Retainer	075376435	56	50
Spring	075376439	56	63
Bearing	075376441	56	53
Spring	075376448	56	69
Orifice	075376451	56	76
Plug	075376453	56	26
Plug	075376453	56	65
Piston Ass'y	075378615	56	44
Pin	075379511	56	55
Valve Ass'y, Control	0756012UA	64	0-1
Valve Ass'y, Control (Option)	0756012UA	48	50
Block, Inlet	075630201	64	1
Block, Outlet	075630202	64	2
Bolt, Tie	075630203	64	6
Ring, O	075630205	64	16
Wiper, Dust	075630206	64	17
Retainer, Seal	075630207	64	23
Spring	075630208	64	18
Retainer, Spring	075630209	64	19
End, Spool	075630210	64	21
Cap	075630211	64	20
Valve Ass'y, Relief	075630291	64	7
Control Ass'y	075630292	64	10
Control Ass'y	075630292	64	10-1
Valve Ass'y, Control	0756302UA	48	46
Valve Ass'y, Control	0756302UA	64	0
Solenoid	075630801	70	1
Plate, Spacer	075633602	60	39
Gasket	075633603	60	38
Spring	075633606	60	28
Ring, Piston	075633610	60	7
Block, Slider	075633615	60	36
Pin	075633616	60	37
Sleeve	075633620	60	17
Spool	075633621	60	18
Ring, O	075633623	60	35
Ring, Back-up	075633624	60	32
Ring, O	075633625	60	33
Bracket	075633627	60	13

*1 Note

ALPHABETICAL INDEX

Parts Name	P/N	Page *1	Item
Handle	075633628	60	12
Washer, Flat	075633629	60	31
Nut	075633630	60	11
Screw Hex. Head	075633631	60	40
Cover, Servo	075633632	60	9
Gasket	075633634	60	8
Plug	075633635	60	30
Washer, Flat	075633637	60	15
Seal, Dust	075633642	60	16
Ring, O	075652651	64	9
Retainer, Valve	075655021	64	13
Valve, Check	075655022	64	14
Spring	075675626	64	15
Bolt, Tie	075685803	64	6-1
End Section Ass'y	075686401	64	0-2
Bearing	075760604	56	32
Plate, Thrust	075760614	56	18
Bearing	075760620	56	20
Wire	075760629	56	36
Shaft	075760631	56	52
Bearing	075760632	56	60
Plate, Swash	075760634	56	59
Block, Cylinder	075760636	56	43
Washer	075760639	56	46
Piston, Brake	075760646	56	3
Plate, Disc	075760647	56	8
Spring	075760650	56	58
Plate, Friction	075760660	56	7
Collar	075760661	56	6
Spring	075760663	56	57
Orifice	075760680	56	73
Spool	075774019	56	75
Plug	075778505	56	70
Plate, Valve	075778509	56	54
Ring, Wiper	075869706	66	6
Strainer, Suction	0759103UA	68	5
Ring, O	076021258	56	39
Ring, O	076031014	52	8
Ring, O	076031042	60	73
Ring, O	076031211	68	9
Ring, O	076031904	54	13
Ring, O	076031908	48	43
Ring, O	076031910	52	11
Ring, O	076031910	54	11
Ring, O	076032908	60	56
Ring, O	076032910	60	42
Ring, O (P16-70B)	076061018	70	3
Ring, O (G60-70B)	076061560	60	77
Ring, O (G80-70B)	076061580	60	72
Ring, O	076071007	56	38
Ring, O	076071012	48	28
Ring, O	076071012	52	14

*1 Note

ALPHABETICAL INDEX

Parts Name	P/N	Page *1	Item
Ring, 0	076071012	52	23
Ring, 0	076071012	56	27
Ring, 0	076071012	56	66
Ring, 0	076071012	70	5
Ring, 0	076071016	48	48
Ring, 0	076071016	52	4
Ring, 0	076071016	54	22
Ring, 0	076071016	56	68
Ring, 0	076071016	64	12
Ring, 0	076071017	66	26
Ring, 0	076071019	52	6
Ring, 0	076071019	54	14
Ring, 0	076071019	86	10
Ring, 0	076071022	64	8
Ring, 0	076071025	48	18
Ring, 0	076071025	48	39
Ring, 0	076071032	10	6
Ring, 0	076071042	8	3
Ring, 0	076071045	68	8
Ring, 0	076071525	4	7
Ring, 0	076071525	4	22
Ring, 0	076071555	64	4
Ring, 0	076071555	64	24
Ring, 0	076071560	6	9
Ring, 0	076071575	66	9
Ring, 0	076071580	66	7
Ring, 0	076071605	68	7
Ring, 0	076071625	56	4
Ring, 0	076071635	56	5
Ring, 0	076071645	56	2
Ring, 0	076071690	56	28
Cap	076172120	86	8
Seal	076173251	6	5
Ring, Back-up	076212042	8	4
Seal, Floating	076301460	4	5
Seal, Floating	076301460	4	21
Seal, Floating	076301467	10	4
Seal, Dust	076503333	2	8
Hose, Radiator (Upper)	077555143	80	3
Hose, Radiator (Lower)	077555144	80	4
Hose	077900297	80	13
Elbow	077900359	84	14
Hose, Air Cleaner	077900465	84	1
Piston, Servo	078007405	60	26
Seat, Spring	078007407	60	29
Seat, Spring	078007408	60	5
Tube	078007413	60	2
Bolt	078007414	60	27
Arm, Servo	078007419	60	20
Spring	078007426	60	14
Cover, Servo	078007433	60	24
Orifice	078007439	60	6

*1 Note

ALPHABETICAL INDEX

Parts Name	P/N	Page *1	Item
Nut, Seal	078007443	60	3
Pump Ass'y, Gear	078007491	60	62
MDC Control Ass'y	078007492	60	1
Pump Ass'y, Oil	0780074UA	60	0
Pump Ass'y, Oil	0780074UA	86	1
Plate, Retainer	078112714	56	42
Flange	078113301	56	29
Plug	078113302	56	11
Housing	078113303	56	35
Gear, Planetary (B)	078113304	56	13
Bearing	078113305	56	14
Race, Inner	078113306	56	15
Washer, Thrust	078113307	56	12
Gear, Sun	078113308	56	34
Holder	078113309	56	25
Gear, Planetary (A)	078113310	56	16
Race, Inner	078113311	56	19
Gear, Drive	078113312	56	22
Plate, Thrust	078113313	56	23
Plate, Thrust	078113314	56	23-1
Plate, Thrust	078113315	56	23-2
Cover	078113316	56	21
Ball, Steel	078113317	56	62
Piston Ass'y	078113318	56	64
Plate, Base	078113319	56	74
Reduction Gear Ass'y	078113391	56	9
Block Ass'y, Cylinder	078113392	56	41
Brake Ass'y	078113393	56	1
Plate Ass'y, Base	078113394	56	71
Motor Ass'y, Traction	0781133UA	2	12
Motor Ass'y, Traction	0781133UA	56	0
Bushing	078239613	66	12
Ring, Back-up	078239905	66	8
Ring, Slide	078239912	66	14
Piston	078240104	66	16
Piston Ass'y	078240193	66	13
Tube Ass'y, Cylinder	078247601	66	19
Rod Ass'y, Piston	078247602	66	1
Head, Cylinder	078247603	66	11
Pipe Ass'y	078247604	66	22
Plug	078247605	66	27
Bolt, Set	078247606	66	25
Washer	078247607	66	24
Clamp	078247608	66	23
Kit, Seal	078247691	66	5
Cylinder Ass'y, Dump	0782476UA	66	0
Cylinder, Dump	0782476UA	42	43
Spring	078510101	70	4
Plug	078510102	70	6
Valve Ass'y, Solenoid	0785101UA	48	35
Valve Ass'y, Solenoid	0785101UA	70	0
Cartridge Ass'y	078740091	48	33-1

*1 Note

ALPHABETICAL INDEX

Parts Name	P/N	Page *1	Item
Filter Ass'y, Line	0787400UA	48	33
Tube, Spiral	079000002	48	4-1
Tube, Spiral	079000002	54	1-1
Tube, Spiral	079000002	54	5-1
Band	082006704	96	7
Band, Cable	082006705	88	23
Band, Cable	082006705	92	7
Sticker	082006913	92	8
Fuse, Decal	082006922	94	10-2
Relay	082020202	94	12
Tube, Corrugate	082080302	88	14-1
Tube, Corrugate	082080304	88	11-1
Tube, Corrugate	082080304	88	13-1
Fuse	083024302	94	10-1
Link, Fusible	083029101	92	1-1
Battery	085100001	92	16
Battery (Fot Chill Ground)	085100002	92	16-1
Bulb	085301267	92	11-1
Lamp, Head	085401029	92	11
Lamp, Pilot	085415032	94	9
Lamp, Turn Signal	0854520UA	92	12
Reflector	0854531UA	46	1
Monitor Ass'y	0856151UA	94	7
Meter, Hour	085641200	94	8
Horn, Back	085701148	96	4
Horn	085701162	92	13
Box, Fuse	085810183	94	10
Switch Ass'y, Shift	085810764	94	4
Switch Ass'y	085810774	94	5
Gauge, Fuel	085810812	88	4
Switch Ass'y, Starter	085811006	94	3
Switch, Limit	085819011	96	3
Switch Ass'y, Select	085830809	94	6
Relay, Flasher	087088806	94	11
Harness, Main	087955117	92	1
Harness	087955118	92	2
Earth, Engine	087955121	92	3
Packing	091065004	88	6
Rubber, Cushion	091093107	80	14
Grommet	091094302	54	2
Wrench, Type-L	093107024	98	3
Wrench, Adjustable	093110925	98	2
Driver (-)	093130104	98	4
Hammer	093133110	98	5
Gun, Grease	093137010	98	6-1
Gun, Grease	093137011	98	6
Hose, Grease	093137101	98	7
Bolt, U	400300100	84	8
Bolt, U	400315400	14	25
Bolt, Hook	400402204	92	18
Bolt, Adjust	400416100	8	6
Bolt, Button Head	400428003	46	2

*1 Note

ALPHABETICAL INDEX

Parts Name	P/N	Page *1	Item
Bolt, BOutton Head	400428101	24	22
Bolt, Button Head	400428101	72	10
Bolt, Button Head	400436401	14	48
Bolt, Button Head	400436401	94	15
Washer, Flat	400611902	42	61
Washer	400611903	84	24
Washer, Thrust	400637300	72	44
Washer, Rubber	400651100	14	27
Washer, Flat	400651300	6	4
Washer, Rubber	400652900	84	25
Washer, Flat	400653800	72	35
Shim	400749201	42	50
Shim	400749202	42	51
Pin	401160200	42	52
Pin	401248000	10	2
Pin, Head	401315501	42	58
Pin	401366000	42	7
Pin, Head	401366100	42	29
Pin, Snap	401603004	14	26
Pin, Wing	401734300	76	12
Pin, Wing	401735400	72	23
Pin	401946300	78	10
Pin	401946300	78	17
Rod	402082000	72	41
Rod	402082100	72	34
Rod	402088315	72	7
Rod	402088316	72	6
Clevis	402126600	42	26
Roller, Guide	403133700	6	1
Spacer	404085901	8	8
Bushing	404329802	2	7
Bushing	404330701	42	53
Plug	406002100	68	3
Nipple, Reducer	406008006	48	26
Hose Ass'y	407000009	54	6
Hose Ass'y	407001309	48	4
Hose Ass'y	407001318	54	1
Hose Ass'y	407001737	48	1
Hose Ass'y	407001739	48	5
Hose Ass'y	407001762	48	7
Hose Ass'y	407003525	48	3
Hose Ass'y	407003525	48	27
Hose Ass'y	407003543	52	16
Hose Ass'y	407003573	54	4
Hose Ass'y	407003597	52	17
Hose Ass'y	407009001	48	2
Hose Ass'y	407020018	48	8
Hose, Fuel	407024502	88	12
Hose, Fuel	407024510	88	13
Hose, Fuel	407024553	88	27
Hose, Fuel	407024558	88	11
Cover, Hose	407039605	52	10

*1 Note

ALPHABETICAL INDEX

Parts Name	P/N	Page *1	Item
Cover, Hose	407039606	52	19
Hose Ass'y	407043701	52	3
Hose Ass'y	407043707	52	18
Hose Ass'y	407047614	54	5
Hose Ass'y	407054828	48	32
Hose Ass'y	407061202	52	2
Hose Ass'y	407061205	52	1
Hose, Fuel	407089901	88	14
Hose, Fuel	407089902	88	14
Connector	407262701	48	29
Connector	407262701	52	24
Nipple, Reducer	407262713	48	24
Elbow, 15	407271300	48	47
Elbow, 15	407271300	54	20
Plug, Drain	407703600	68	4
Gauge, Level	407900000	68	6
Clamp, Hose	408000005	92	24
Clamp, Hose	408000008	80	40
Clamp, Hose	408000008	92	22
Clamp, Hose	408000008	96	6
Clamp	408000014	92	6
Clamp	408000025	54	26
Clamp	408017100	54	24
Hinge	409408900	42	5
Hinge	409409000	42	6
Plate	409409108	42	16
Plate	409409108	42	23
Hinge, Upper (L.H.)	409409198	42	17
Hinge, Upper (R.H.)	409409199	42	10
Catch	409409200	42	12
Catch	409409200	42	19
Cable, Control	410200211	76	9
Spring	417017700	8	9
Spring	417032100	42	15
Spring	417032100	42	22
Spring	417033000	72	42
Spring	417033200	72	36
Spring	417208200	42	27
Boot	418101300	78	16
Boot	418101400	76	11
Shaft	422069200	6	2
Sprocket, Drive	423455300	2	13
Idler	423656100	10	1
Stay	426110900	42	57
Plate, Link	440329000	4	13
Plate, Link	440329100	4	12
Plate, Name (Anti-Freezing Solution)	440545600	34	14
Plate, Name (Fuel Tank)	440545700	34	8
Plate, Name (Fuel Tank)	440545700	38	8
Plate, Name (Anti-Freezing Solution)	440703500	26	16

*1 Note

ALPHABETICAL INDEX

Parts Name	P/N	Page *1	Item
Plate, Name (Anti-Freezing Solution)	440703500	30	14
Plate, Name (Fuel Tank)	440797400	30	8
Plate, Rubber	440962511	92	19
Plate, Rubber	440973900	42	47
Plate, Rubber	440979504	14	50
Bracket	441606301	92	17
Block, Bearing	442072300	10	3
Plate, Name (Fuel Tank)	444747000	26	9
Plate, Name (IH1)	444769100	26	1
Plate, Name (IH1)	444769100	30	1
Plate, Name (IH1)	444769100	34	1
Plate, Name (IH1)	444769100	38	1
Plate, Name (Oil Check)	444818500	26	10
Plate, Name (Dump Lever)	444823900	26	18
Plate, Name (Accel. Lever)	444824000	26	19
Plate, Name (Accel. Lever)	444824000	30	17
Plate, Name (Accel. Lever)	444824000	34	17
Plate, Name (Accel. Lever)	444824000	38	17
Plate, Name (Anti-Freezing Solution)	444857300	38	14
Plate, Name (Caution)	444874100	26	5
Plate, Name (Truck Loading)	444876500	26	14
Plate, Name (Safety Works)	444876600	26	15
Plate, Name (Safety Bar)	444877000	26	17
Plate, Name (Safety Bar)	444881600	30	15
Plate, Name (Safety Works)	444881800	30	13
Plate, Name (Truck Loading)	444882000	30	12
Plate, Name (Oil Check)	444882200	30	9
Plate, Name (Dump Lever)	444882400	30	16
Plate, Name (Stop Valve)	444882600	30	20
Plate, Name (Caution)	444883100	30	5
Plate, Name (Caution)	444888900	38	5
Plate, Name (Safety Works)	444889000	38	13
Plate, Name (Truck Loading)	444889200	38	12
Plate, Name (Oil Check)	444889400	38	9
Plate, Name (Stop Valve)	444889500	38	20
Plate, Name (Lub. Chart)	444889600	38	10
Plate, Name (Dump Lever)	444889900	38	16
Plate, Name (Safety Bar)	444890000	38	15
Plate, Name (Lifting Procedures)(CE)	444890700	38	37
Plate, Name (Engine Daily Check)	444890800	26	4
Plate, Name (Engine Daily Check)	444891900	30	4
Plate, Name (Engine Daily Check)	444902700	34	4
Plate, Name (Engine Daily Check)	444902800	38	4
Case, Tools	445050500	98	1
Case	445069000	72	40

*1 Note

ALPHABETICAL INDEX

Parts Name	P/N	Page *1	Item
Cover	445812298	72	4
Cover	445812299	72	3
Cover	445868700	14	11
Cover	445999900	6	3
Panel, Cushion	446905400	20	4
Guard	447111900	12	3
Holder (L.H.)	448105798	42	18
Holder (R.H.)	448105799	42	11
Hub, Coupling	448351700	86	4
Retainer, Spring	448551300	8	10
Lever (R.H.)	449815300	42	13
Lever (L.H.)	449815400	42	20
Lever (R.H.)	449815698	42	28-1
Lever (L.H.)	449815699	42	28
Cylinder, Spring	451453700	42	25
Seal, Trim	455051900	22	4
Seal, Trim	455051900	24	6
Seal, Trim	455051900	24	7
Seal	455071800	12	7
Seal	455072600	14	2
Seal	455072600	14	3
Seal	455072600	14	5
Seal	455072600	14	6
Seal	455072600	14	7
Seal	455072600	14	8
Seal	455072600	14	49
Seal, Trim	455072600	22	5
Seal, Trim	455072600	24	8
Pad	458073600	54	25
Pad, Rubber	458073800	84	11
Pad, Rubber	458074900	42	36
Cable, Battery	459198101	92	4
Cable, Battery	459198203	92	5
Roller Ass'y, Upper	530096900	2	2
Roller Ass'y, Upper	530096900	6	0
Shoe Ass'y, Crawler	530099800	2	0-4
Tools	538851000	98	0
Control Ass'y, Rear Gate	539102400	42	24
Hinge Ass'y	593102300	42	4
Nut, Lock	D00500200	78	3
Washer	D00600500	78	5
Washer	D00607100	80	35
Shim	D00712201	80	20
Shim	D00712202	80	21
Shim	D00715002	12	14
Shim	D00719501	12	18
Pin	D01006800	72	22
Pin, Head	D01306000	72	27
Pin, Head	D01306000	76	20
Pin, Head	D01306200	2	6
Pin, Head	D01306500	76	15
Pin, Wing	D01720000	42	44

*1 Note

ALPHABETICAL INDEX

Parts Name	P/N	Page *1	Item
Pin, Wing	D01720100	42	45
Clevis	D02101802	76	14
Clevis	D02101901	72	39
Clevis	D02103701	76	19
Roller, Guide	D03103200	4	1
Roller, Guide	D03103200	4	17
Collar	D04200800	78	4
Collar	D04201300	4	2
Collar	D04201300	4	18
Connector	D06035300	52	22
Connector	D06035700	52	12
Manifold	D06505800	54	8
Manifold	D06505900	48	10
Hose, Duct	D07007604	84	9
Hose Ass'y	D07041209	52	21
Hose Ass'y	D07041210	52	20
Handle	D09500100	42	40
Frame, Lower	D20016700	2	1
Frame, Lower	D20017700	2	1
Frame	D20648800	12	1
Frame	D20649000	14	1
Frame, Canopy	D20649100	22	1
Frame, Body	D20656700	42	1
Frame, Side Gate	D20657000	42	2
Frame, Rear Gate	D20657100	42	3
Frame	D20659700	14	1
Frame	D20660600	24	1
Frame	D20660900	12	1
Frame	D20665100	14	1
Shaft	D22201200	4	3
Shaft	D22201200	4	19
Flange, Pump	D23003300	86	2
Tank, Fuel	D28412500	88	1
Tank, Hydraulic Oil	D28412600	68	1
Tank, Fuel	D28418600	88	1
Tube	D28568400	68	2
Tube	D28594900	48	6
Plate	D40027300	14	22
Plate	D40117800	42	38
Plate	D40117900	42	62
Plate, Name (Serial No)(CE)	D40509100	30	38
Plate, Name (Serial No.)	D40509100	34	6
Plate, Name (Serial No.)	D40509100	38	6
Plate, Name (Serial No.)	D40509400	26	7
Plate, Name (Serial No.)	D40509400	30	6
Plate, Name (New Machine)	D40509700	30	21
Plate, Name (New Machine)	D40509700	34	21
Plate, Name (New Machine)	D40509700	38	21
Seal	D40527200	24	3
Plate, Name (Caution)	D40532300	30	36
Plate, Name (Caution)	D40533200	26	32
Plate, Name (Caution)	D40533500	26	35

*1 Note

ALPHABETICAL INDEX

Parts Name	P/N	Page *1	Item
Plate, Name (Caution)	D40533600	26	36
Plate, Name (Caution)	D40534000	26	33
Plate, Name (Caution)	D40535900	30	31
Plate, Name (Caution)	D40535900	34	31
Plate, Name (Caution)	D40535900	38	31
Plate, Name (Caution)	D40536000	30	29
Plate, Name (Caution)	D40536000	34	29
Plate, Name (Caution)	D40536000	38	29
Plate, Name (Caution)	D40536100	30	27
Plate, Name (Caution)	D40536100	34	27
Plate, Name (Caution)	D40536100	38	27
Plate, Name (Caution)	D40536200	30	33
Plate, Name (Caution)	D40536200	34	33
Plate, Name (Caution)	D40536200	38	33
Plate, Name (Caution)	D40536300	30	34
Plate, Name (Caution)	D40536300	34	34
Plate, Name (Caution)	D40536300	38	34
Plate, Name (Caution)	D40536400	30	35
Plate, Name (Caution)	D40536400	34	35
Plate, Name (Caution)	D40536400	38	35
Plate, Name (Caution)	D40536500	30	30
Plate, Name (Caution)	D40536500	34	30
Plate, Name (Caution)	D40536500	38	30
Plate, Name (Caution)	D40536600	30	28
Plate, Name (Caution)	D40536600	34	28
Plate, Name (Caution)	D40536600	38	28
Plate, Name (Caution)	D40536700	30	25
Plate, Name (Caution)	D40536700	34	25
Plate, Name (Caution)	D40536700	38	25
Plate, Name (Caution)	D40536800	30	32
Plate, Name (Caution)	D40536800	34	32
Plate, Name (Caution)	D40536800	38	32
Plate, Name (Caution)	D40536900	30	24
Plate, Name (Caution)	D40536900	34	24
Plate, Name (Caution)	D40536900	38	24
Plate, Name (Caution)	D40537000	30	26
Plate, Name (Caution)	D40537000	34	26
Plate, Name (Caution)	D40537000	38	26
Plate, Name (Caution)	D40537200	26	34
Plate, Name (Caution)	D40537300	26	37
Plate, Name (Caution)	D40542000	26	25
Plate, Name (Caution)	D40542100	26	26
Plate, Name (Caution)	D40542200	26	27
Plate, Name (Caution)	D40542300	26	28
Plate, Name (Caution)	D40542400	26	29
Plate, Name (Caution)	D40542500	26	30
Plate, Name (Stop Valve)	D40543700	26	22
Plate, Name (Oil)	D40544000	26	12
Plate, Name (Caution)	D40544100	26	31
Plate, Name (Shoe Tension)	D40553300	26	13
Plate, Name (Shoe Tension)	D40553400	38	11
Plate, Name (Shoe Tension)	D40553600	30	11

*1 Note

ALPHABETICAL INDEX

Parts Name	P/N	Page *1	Item
Plate, Name (Caution)	D40555900	38	36
Plate, Name (Caution)	D40557100	34	36
Plate, Name (Slope Traveling)	D40617200	26	20
Plate, Name (Slope Traveling)	D40618100	38	18
Plate, Name (Slope Traveling)	D40618800	30	18
Plate, Name (Lifting Procedures)(CE)	D40637900	30	37
Plate, Name (Lifting Procedures)(CE)	D40637900	34	37
Plate, Name (Safety Works)	D40638700	34	13
Plate, Name (Oil Check)	D40638800	34	9
Plate, Name (Lub. Chart)	D40638900	34	10
Plate, Name (Caution)	D40639000	34	5
Plate, Name (Truck Loading)	D40639100	34	12
Plate, Name (Slope Traveling)	D40639200	34	18
Plate, Name (Dump Lever)	D40639300	34	16
Plate, Name (Safety Bar)	D40639400	34	15
Plate, Name (Stop Valve)	D40639500	34	20
Seal	D40642400	22	11
Seal	D40642400	24	2
Plate, Name (Homoro)	D40642600	38	38
Plate, Name (Homoro)(CE)	D40642600	30	39
Plate, Name (Noise)	D40642600	34	11
Plate, Name	D40651500	94	25
Plate, Name (Environment)	D40663100	26	40
Plate, Name (Environment)	D40678300	30	41
Plate, Name (Environment)	D40678300	34	39
Plate, Name (Environment)	D40678300	38	40
Plate, Nonslip	D40678700	26	24
Plate, Nonslip	D40678700	30	23
Plate, Nonslip	D40678700	34	23
Plate, Nonslip	D40678700	38	23
Plate, Nonslip	D40688300	26	21
Plate, Nonslip	D40688300	30	19
Plate, Nonslip	D40688300	34	19
Plate, Nonslip	D40688300	38	19
Plate, Name (Lub. Chart)	D40688400	26	11
Plate, Name (Lub. Chart)	D40688500	30	10
Plate, Nonslip	D40688600	26	23
Plate, Nonslip	D40688600	30	22
Plate, Nonslip	D40688600	34	22
Plate, Nonslip	D40688600	38	22
Plate, Name (Exhaust Gas)	D40710802	26	38
Plate, Name (Model)	D40728000	26	2
Plate, Name (Model)	D40728000	30	2
Plate, Name (Model)	D40728000	34	2
Plate, Name (Model)	D40728000	38	2
Plate, Name (Model)	D40728100	26	3

*1 Note

ALPHABETICAL INDEX

Parts Name	P/N	Page *1	Item
Plate, Name (Model)	D40728100	30	3
Plate, Name (Model)	D40728100	34	3
Plate, Name (Model)	D40728100	38	3
Plate, Name (Specification)	D40731300	26	6
Plate, Name (EPA Regulation)	D40736500	26	39
Plate, Name (EPA Regulation)	D40736500	30	40
Plate, Name (EPA Regulation)	D40736500	34	38
Plate, Name (EPA Regulation)	D40736500	38	39
Hose Ass'y	D40741211	52	13
Hose Ass'y	D40741212	52	9
Plate, Nonslip	D40753400	26	21
Plate, Nonslip	D40753400	30	19
Plate, Nonslip	D40753400	34	19
Plate, Nonslip	D40753400	38	19
Plate, Nonslip	D40753500	26	24
Plate, Nonslip	D40753500	30	23
Plate, Nonslip	D40753500	34	23
Plate, Nonslip	D40753500	38	23
Plate, Name	D40754600	24	27
Bracket	D41319700	48	21
Bracket, Slide	D41381700	10	10
Bracket	D41610700	72	16
Bracket	D41610800	20	2
Bracket	D41614300	76	1
Bracket	D41614400	76	2
Bracket	D41616700	96	1
Bracket	D41618400	80	5
Bracket	D41618500	80	6
Bracket	D41618600	80	7
Bracket	D41618700	80	8
Bracket	D41620700	78	1
Bracket	D41623500	80	9
Bracket	D41623600	84	3
Bracket	D41623700	80	10
Bracket	D41624000	78	14
Bracket	D41624100	88	10
Bracket	D41632100	84	2
Bracket	D41647300	84	4
Bracket	D41649900	84	7
Bracket	D41650000	80	11
Bracket	D41650100	14	47
Bracket	D41658900	96	2
Bracket	D41670100	24	18
Bracket	D41766100	96	1
Bracket	D41766900	20	2
Pipe	D43017100	84	5
Plate, Rubber	D43334300	42	60
Case	D45002000	72	33

*1 Note

ALPHABETICAL INDEX

Parts Name	P/N	Page *1	Item
Box	D45212300	94	1
Box	D45216100	94	1
Cover	D45671700	14	20
Cover	D45671700	22	2
Cover	D45671700	24	4
Cover	D45671800	72	1
Cover	D45671900	72	2
Cover	D45675000	94	2
Cover, Engine	D45676000	14	4
Cover	D45676100	14	10
Cover	D45676200	14	12
Cover	D45676300	14	13
Cover	D45676400	14	14
Cover	D45676600	14	18
Cover	D45686400	12	5
Cover	D45687300	14	15
Cover	D45687400	14	45
Cover (R.H.)	D45687500	14	16
Cover (L.H.)	D45687600	14	17
Cover	D45687700	14	46
Cover	D45755200	72	1
Panel, Sponge	D46816500	18	10
Panel, Sponge	D46816600	18	11
Panel, Sponge	D46816900	18	1
Panel, Sponge	D46817000	18	2
Panel, Sponge	D46817100	18	3
Panel, Sponge	D46817200	18	4
Panel, Sponge	D46817300	18	5
Panel, Sponge	D46817400	18	7
Panel, Sponge	D46817500	18	6
Panel, Sponge	D46817600	18	8
Panel, Sponge	D46817700	18	9
Panel, Sponge	D46820500	80	15
Panel, Sponge	D46820600	80	16
Panel, Sponge	D46820700	80	17
Panel, Sponge	D46820800	80	18
Panel, Sponge	D46820900	80	19
Panel, Sponge	D46828100	84	29
Panel, Sponge	D46833500	80	38
Guard	D47014600	20	7
Guard, Seat (L.H.)	D47036500	20	5
Guard, Seat (R.H.)	D47036600	20	6
Guard (For Seat Belt)	D47036700	20	18
Guard	D47037700	12	2
Guard	D47037800	14	19
Guard	D47042300	20	3
Guard	D47054600	14	19
Step	D47314900	12	4
Retainer, Spring	D48500800	8	7
Panel, Sponge	D49304700	18	10
Panel, Sponge	D49304800	80	15
Panel, Sponge	D49304900	24	14

*1 Note

ALPHABETICAL INDEX

Parts Name	P/N	Page *1	Item
Panel, Sponge	D49305000	24	15
Lever	D49555600	72	43-1
Lever (For Traction Alarm)	D49555700	72	43
Lever (For Traction Alarm)	D49555800	72	17
Lever	D49555900	72	18
Lever	D49556000	72	19
Lever	D49556100	72	20
Lever	D49556200	72	21
Lever	D49556800	76	8
Lever	D49557400	78	2
Lever	D49560300	72	17-1
Lever	D49563400	72	46
Lever	D49563500	72	5
Cylinder, Grease	D51400900	8	1
Piston	D51500200	8	5
Indicator	D52500000	94	24
Pipe, Tail	D58406300	84	6
Harness	D59161400	96	5
Shaft Ass'y, Idler	F30020900	8	12
Shaft Ass'y, Idler (L.H.)	F30020901	10	0
Shaft Ass'y, Idler (R.H.)	F30020902	10	0-1
Unit Ass'y, Spring	F30021200	8	0-1
Cylinder Ass'y, Grease	F30021400	8	0
Roller Ass'y, Lower	F30021500	2	4
Roller Ass'y, Lower	F30021500	4	0
Roller Ass'y, Lower	F30021600	4	16
Roller Ass'y, Lower	F30021700	2	5
Roller Ass'y, Lower	F30021700	4	0-1
Roller Ass'y, Lower	F30022200	2	0-2
Roller Ass'y, Upper	F30023000	2	0-1
Frame Ass'y, Lower	F30076100	2	0
Frame Ass'y, Lower	F30082700	2	0
Traction Drive Device	F30707500	2	0-3
Absorbent Ass'y, Noise	F31116700	18	0-1
Upper Frame Ass'y	F31116700	12	0
Absorbent Ass'y, Noise	F31126500	18	0-1
Upper Frame Ass'y	F31126500	12	0
Drive Device, Oil Pump	F33037400	86	0
Air Cleaner & Muffler Ass'y	F33052900	84	0
Engine & Accessories	F33052900	80	0
Air Cleaner & Muffler Ass'y	F33057800	84	0
Engine & Accessories	F33057800	80	0
Tank Ass'y, Fuel	F33715500	88	0
Piping Ass'y, Fuel	F33715900	88	0-1
Tank Ass'y, Fuel	F33724400	88	0
Piping Ass'y, Fuel	F33724500	88	0-1
Tank Ass'y, Hydraulic Oil	F34137900	68	0
Piping Ass'y, Pump Discharge & Dump	F34185700	54	0
Piping Ass'y, Return & Suction	F34185700	48	0
Piping Ass'y, Traction	F34185700	52	0

*1 Note

ALPHABETICAL INDEX

Parts Name	P/N	Page *1	Item
Cover Ass'y	F35399500	14	0-1
Seat Ass'y, Operator	F35399500	20	0
Absorbent Ass'y, Noise	F35402500	18	0
Cover Ass'y	F35402500	14	0
Accessories Ass'y	F35403100	92	0-1
Mirror Ass'y, Back	F35403200	14	0-2
Canopy Ass'y	F35404400	22	0
Canopy Ass'y	F35466200	24	0
Cover Ass'y	F35466400	14	0
Cover Ass'y	F35466600	14	0-1
Seat Ass'y, Operator	F35466600	20	0
Panel Ass'y, Instrument	F36092200	94	0
Control Ass'y, Engine	F36093200	78	0
Lever Ass'y, Dump	F36123000	76	0
Lever Ass'y, Traction	F36123000	72	0
Control Ass'y, Engine	F36133000	78	0
Lever Ass'y, Dump	F36134900	76	0
Lever Ass'y, Traction	F36134900	72	0
Traction Warning Device	F36637300	96	0
Battery Ass'y	F36637500	92	0-2
Electrical System	F36638200	92	0
Traction Warning Device	F36661200	96	0
Plate Ass'y, Name	F37744100	26	0
Plate Ass'y, Name	F37746000	30	0
Plate Ass'y, Name	F37746100	34	0
Plate Ass'y, Name	F37746200	38	0
Plate Ass'y, Name	F37752700	34	0
Plate Ass'y, Name	F37752800	38	0
Plate Ass'y, Name	F37752900	26	0
Plate Ass'y, Name	F37753000	30	0
Tiltmeter Ass'y	F38511800	94	0-1
Body Ass'y, Dump	F40303000	42	0
Reflector Ass'y	F40303100	46	0
Indicator	K15126-11090	84	26-2
Filter, Fuel (W/Engine)	K15291-43012	88	25
Bracket (W/Engine)	K15527-72461	80	37
Timer (W/Engine)	K15694-65992	94	23
Gasket (W/Engine)	K17326-12231	84	28
Muffler (W/Engine)	K19077-12111	84	27
Cleaner, Air (W/Engine)	K1G174-11012	84	26
Tank, Reserve (W/Engine)	K1G642-72401	80	36
Relay, Compressor (W/Engine)	K1K574-60221	94	22
Element	KR1401-42270	84	26-1
Pump, Fuel (W/Engine)	KR1401-51351	88	26
Sedimenter, Water (W/Engine)	KRB101-51261	88	24
Element	KRB101-51281	88	24-1

*1 Note

[Memo]

Silverhorn.CO.UK

初版発行

不許複製

Published,

IC35

パーツカタログ
PARTS CATALOG

編集及び発行所

石川島建機株式会社 カスタマー サポート部

Editing & Publishing Office

IHI Construction Machinery Limited

Customer Support Department

〒236-8611 神奈川県横浜市金沢区昭和町 3174

3174 Syowa-machi, Kanazawa-ku, Yokohama, Kanagawa, 236-8611, Japan

silverhorn.co.uk